



31 countries
+ **1** internal market
of **safe products**

↓ **Rapid Alert System**
for dangerous products

2015 RESULTS

*Europe Direct is a service to help you find answers
to your questions about the European Union.*

Freephone number (*):
00 800 6 7 8 9 10 11

(* The information given is free, as are most calls
(though some operators, phone boxes or hotels may charge you).

EUROPEAN COMMISSION

Directorate-General for Justice and Consumers
Directorate Consumers
Unit E.3 — Product and Service Safety
E-mail: JUST-RAPEX@ec.europa.eu

More information on the European Union is available on the Internet (<http://europa.eu>).

Luxembourg: Publications Office of the European Union, 2016

PDF (print)	ISBN 978-92-79-55074-4	doi:10.2838/56443	DS-01-16-147-EN-C
PDF (PDF)	ISBN 978-92-79-55075-1	doi:10.2838/394963	DS-01-16-147-EN-N

© European Union, 2016

Reproduction is authorised provided the source is acknowledged.


PRINTED ON ELEMENTAL CHLORINE-FREE BLEACHED PAPER (ECF)

The background of the slide features a faded, orange-tinted image of two young children riding tricycles on a path. The child in the foreground is smiling and wearing a helmet and a patterned jacket. The child behind is also on a tricycle and wearing a helmet. The scene is set outdoors with trees and a bright sky.

31 countries



1 internal market
of **safe products**



Rapid Alert System
for dangerous products

2015 RESULTS

Table of contents

Foreword	3
Rapid Alert System for dangerous non-food products: more than 20000 alerts	4
Who sent information about measures taken against dangerous products to the Rapid Alert System?	5
What products were subject to notifications in the system?	6
What were the risks posed by these products?	9
Chemical risk: in which products was this found?	10
What measures were taken to remove the dangerous products from the market?	11
What happens after the measures have been notified?	11
Which countries sent reactions?	12
How can dangerous products be traced?	13
What dangerous products were concerned by reactions?	17
What were the risks of the dangerous products in reactions (as related to notifications)?	18
What measures are reported in the reactions?	19
What information is provided in the reactions?	20
DETAILED STATISTICS BY MEMBER STATE IN 2015	21
Note about the statistical data provided in this report	27

Foreword



Safety and information go hand in hand: the more information we share, the better we can target risks and protect European consumers. The Rapid Alert System for dangerous non-food products makes this possible. 12 years on, the system has become a fully-fledged tool for the exchange of information on measures taken against dangerous products found on the market.

Results for 2015 are now available. They confirm the trends of previous years as toys remain the most notified products. This is not surprising: toys are made for children and have to comply with high safety requirements. We also observe that notifications involving chemicals are on the rise and the risk of exposure is found mostly in toys and fashion jewellery. So thanks to the Rapid Alert System, we can flag up risks that consumers may be unaware of.

The Rapid Alert System has grown to become a powerful tool, but there is always room for improvement! We are working towards improving the quality of notifications and speeding up the responsiveness of the system. We also want to reach out to more consumers and businesses and to inform them of how the system can benefit them.

Information is also at the heart of our relations with international trade partners, in particular China, the main producer of consumer goods marketed in Europe. We cooperate closely with the Chinese authorities and we share information on the safety requirements that apply for products to be sold in Europe, and on the problems found. Any unsafe product must be swiftly stopped, that is our common line.

Safety is never to be taken for granted. Only by working closer together can we make Europe a safer place for all consumers.

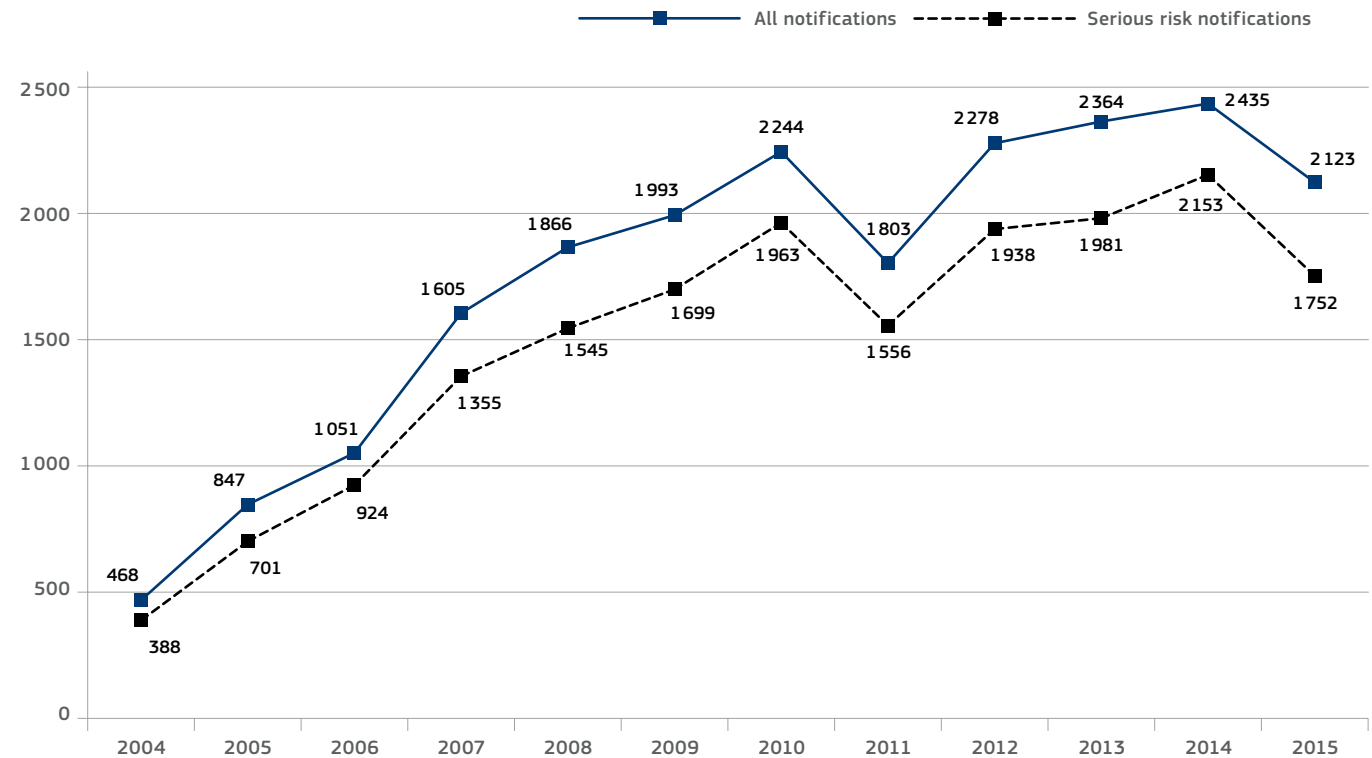
Věra Jourová
*Commissioner for Justice,
Consumers and Gender Equality*

Rapid Alert System for dangerous non-food products: more than 20 000 alerts

Since 2004, more than 20 000 measures taken against dangerous products have been notified in the Rapid Alert System. It is a powerful tool to inform about dangerous products found, to detect them and ban them from the European Union's market.

Of the 2 123 notifications in 2015, 2 072 concern notifications related to products posing risks to consumers' health or safety. The remaining cases were linked to professional products and to products causing other risks, such as environmental risks.

Graph 1 • Total number of notifications and serious risk notifications (absolute values) 2004-2015

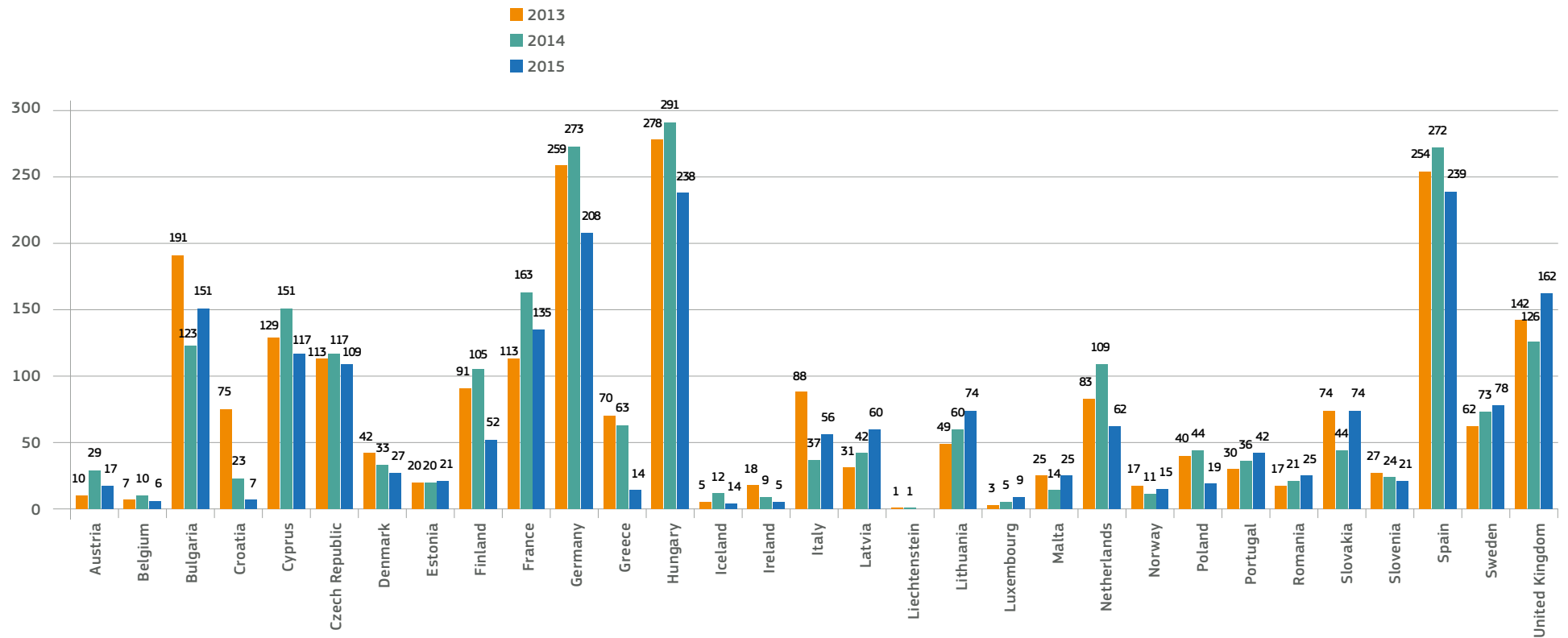


Who sent information about measures taken against dangerous products to the Rapid Alert System?

There are 31 countries participating in the system, all 28 EU Member States, plus EEA/EFTA countries Iceland, Liechtenstein and Norway.

The participation level by Member State has been stable over the years. In 2015, only Liechtenstein did not submit any notifications.

Graph 2 • Total number of notifications from 2013 to 2015 by notifying country (absolute values)

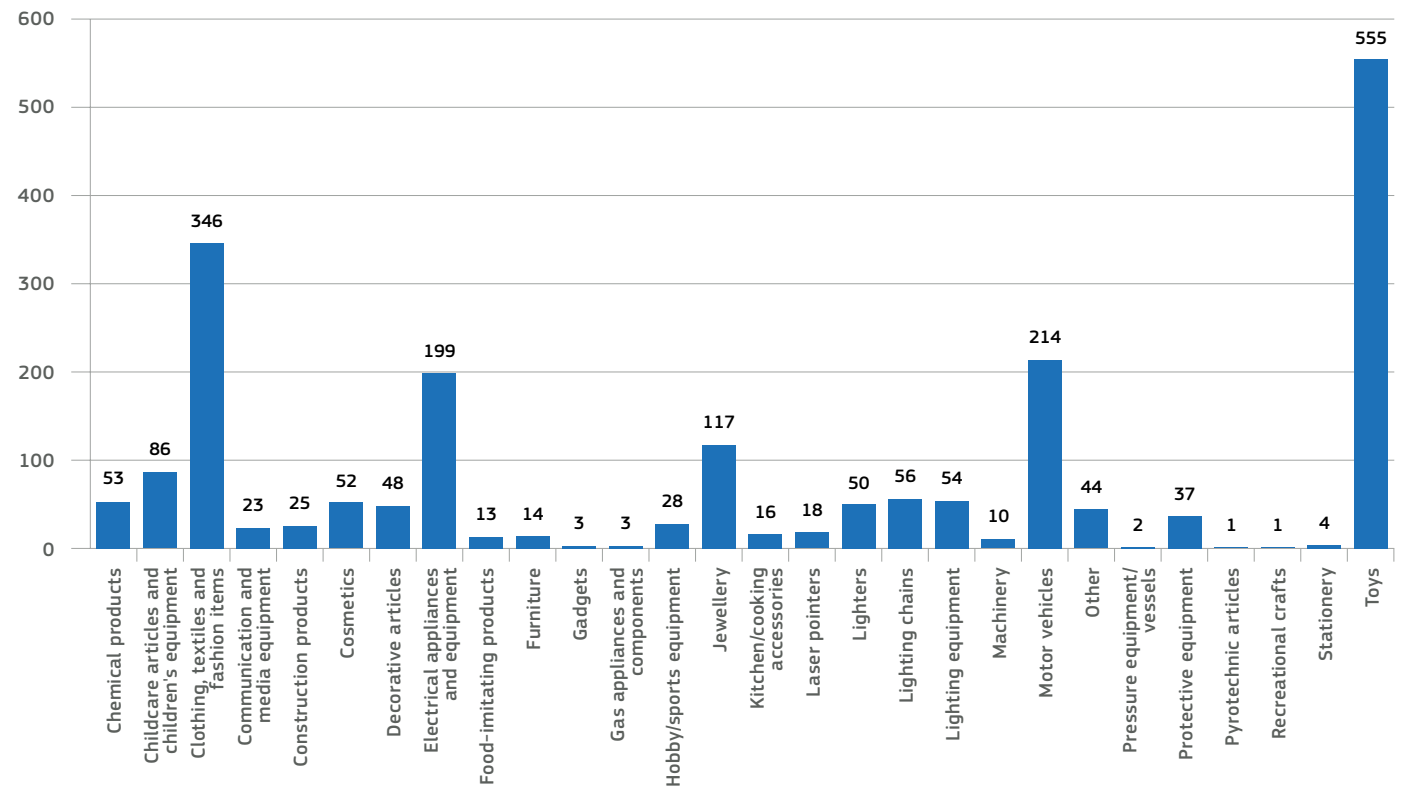


What products were subject to notifications in the system?

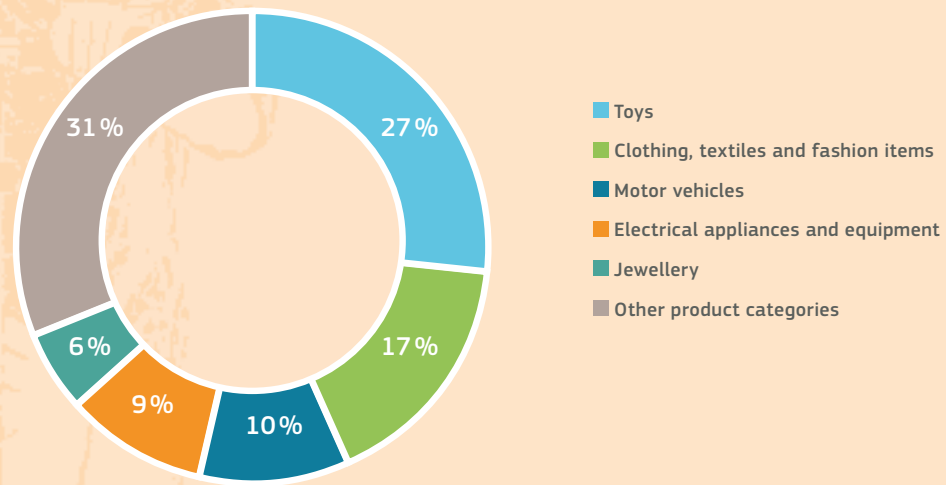
“Toys” have been the most notified product category, followed by “Clothing, textiles and fashion items”. Products destined for the vulnerable group of small children are the ones most often notified, as they are subject to very stringent safety requirements.

In 2015, “Toys” was again the most notified category of products.

Graph 3 • Number of notifications in 2015 by product category of the dangerous products (absolute values)



Graph 4 • Most common notified product categories compared to other categories in 2015



Graph 5 • Number of notifications in 2015 by product category and by notifying country

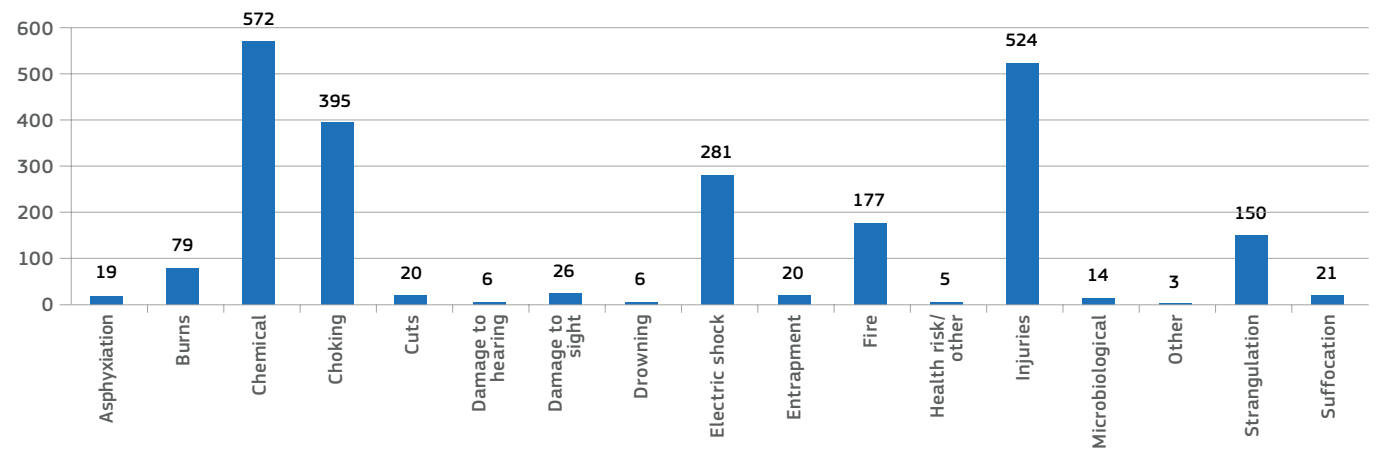
	Chemical products	Childcare articles and children's equipment	Clothing, textiles and fashion items	Communication and media equipment	Construction products	Cosmetics	Decorative articles	Electrical appliances and equipment	Food-imitating products	Furniture	Gadgets	Gas appliances and components	Hobby/sports equipment	Jewellery	Kitchen/cooking accessories	Laser pointers	Lighters	Lighting chains	Lighting equipment	Machinery	Motor vehicles	Other	Pressure equipment/vessels	Protective equipment	Pyrotechnic articles	Recreational crafts	Stationery	Toys
Austria													1								6							10
Belgium		1																										5
Bulgaria		11	85			3	10		1		1		2			2	25					1		4				6
Croatia										2							2											3
Cyprus	1	1	49				1	24		1			2		1	1			1									35
Czech Republic	1	4	3			6	1	2					1	12				5	2			2						70
Denmark	1	3	3			1	2	1											1	1								14
Estonia			4											3														14
Finland		4	3	2	4	1	2	5					2	5					7	1				1		2		13
France	7	7	14		2	5	2	25		4		2	1	1	1			4	6	3	2	5	2	2				40
Germany	8		31			8	2	7	1				3	12		9			4		94	4		7	1			17
Greece													1								13							
Hungary		2	99	3	8		7	28	11					1				22	13		2	1		3		1		37
Iceland		3											1															
Ireland			1	1				1					1		1													
Italy	6			2		4		4				1		8	10	1		1	2		3							14
Latvia	2	12	1		3			4					1				10	1	5			5						16
Lithuania	2		4		1			10		2			1					3	1	1								49
Luxembourg		1									1					1					1			3				2
Malta				1	3	1		2										1		1	6							10
Netherlands		1		1	2	3		1						16	1		6				1	10		1				19
Norway		2	1										2							1								9
Poland					1			1					1							1	2					1		12
Portugal		2	1			2															37							
Romania			11			3		3									2		2		1	1						2
Slovakia		5	1				19	1					2	2				1	12			2		1				28
Slovenia			2		1			2					1				1	1				5						8
Spain	13	17	28			3		36		4	1		1	1	1			2	6	1	7	3		14				101
Sweden	11	7				6							49				2											3
United Kingdom	1	3	5	13		6	2	42		1			7	4	1	4		5	4		39	5		1		1		18
Total	53	86	346	23	25	52	48	199	13	14	3	3	28	117	16	18	50	56	54	10	214	44	2	37	1	1	4	555

What were the risks posed by these products?

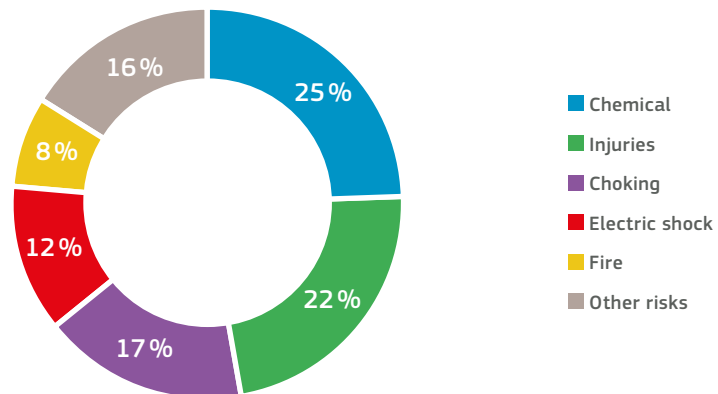
The number one risk detected over the years in the Rapid Alert System has been "Injuries", i.e. physical injuries. This has switched towards "Chemical" risk in recent years, as more and more products

are found to contain dangerous chemicals such as Chromium VI in leather products or different kinds of phthalates in toys for small children. In 2015, "Chemical" risk was the most notified type of risk.

Graph 6 • Number of notifications in 2015 by type of risk (absolute values)



Graph 7 • 5 most common notified types of risk compared to other risks in 2015

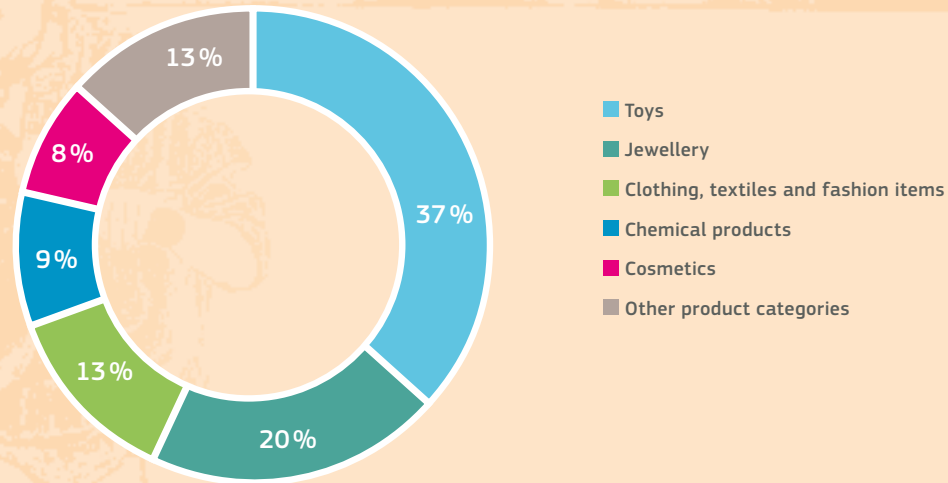


Chemical risk: in which products was this found?

In 2015, “Chemical” risk became the number one risk notified and this shows that market surveillance authorities are particularly focusing on checking the presence of unauthorized and dangerous chemicals in consumer products.

Most of the notifications on “Chemical” risk related to “Toys”. It’s worth noting that “Jewellery” (fashion jewellery) is the second most notified category of products posing a “Chemical” risk in 2015, although this product category only concerns 6% of the notifications.

Graph 8 • Notifications in 2015 signalling a chemical risk by product category

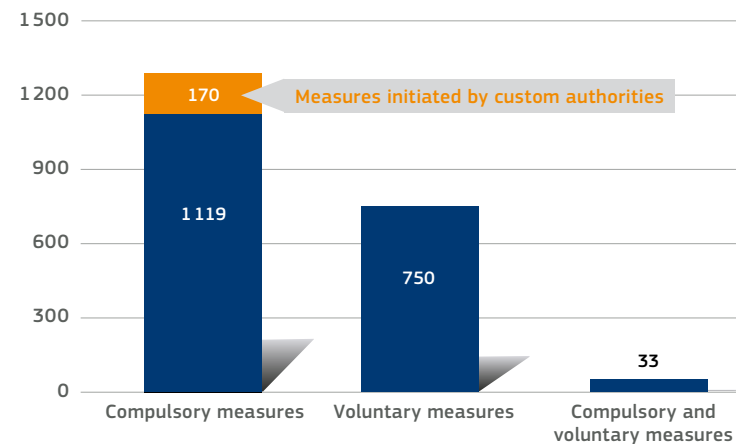


What measures were taken to remove the dangerous products from the market?

Measures can include the withdrawal of dangerous products from the market, a sales ban, corrective actions, rejection of imports etc. When measures are ordered by national authorities, they are referred to as “compulsory measures”. Measures initiated by the economic operator (the manufacturer, authorised representative, importer or distributor) are referred to as “voluntary measures”.

In 2015, as in other years, there is only a small difference between the number of compulsory and voluntary measures notified by Member States.

Graph 9 • Number of notifications in 2015 by type of measure (absolute values) including compulsory measures initiated by border authorities



What happens after the measures have been notified?

National authorities scrutinize notifications in the Rapid Alert System to check if this product might also be on sale in their country and provide any further related information available to them by submitting a “reaction” through the system. This ensures EU-wide follow-up preventing those dangerous products from reaching the consumer or causing harm.

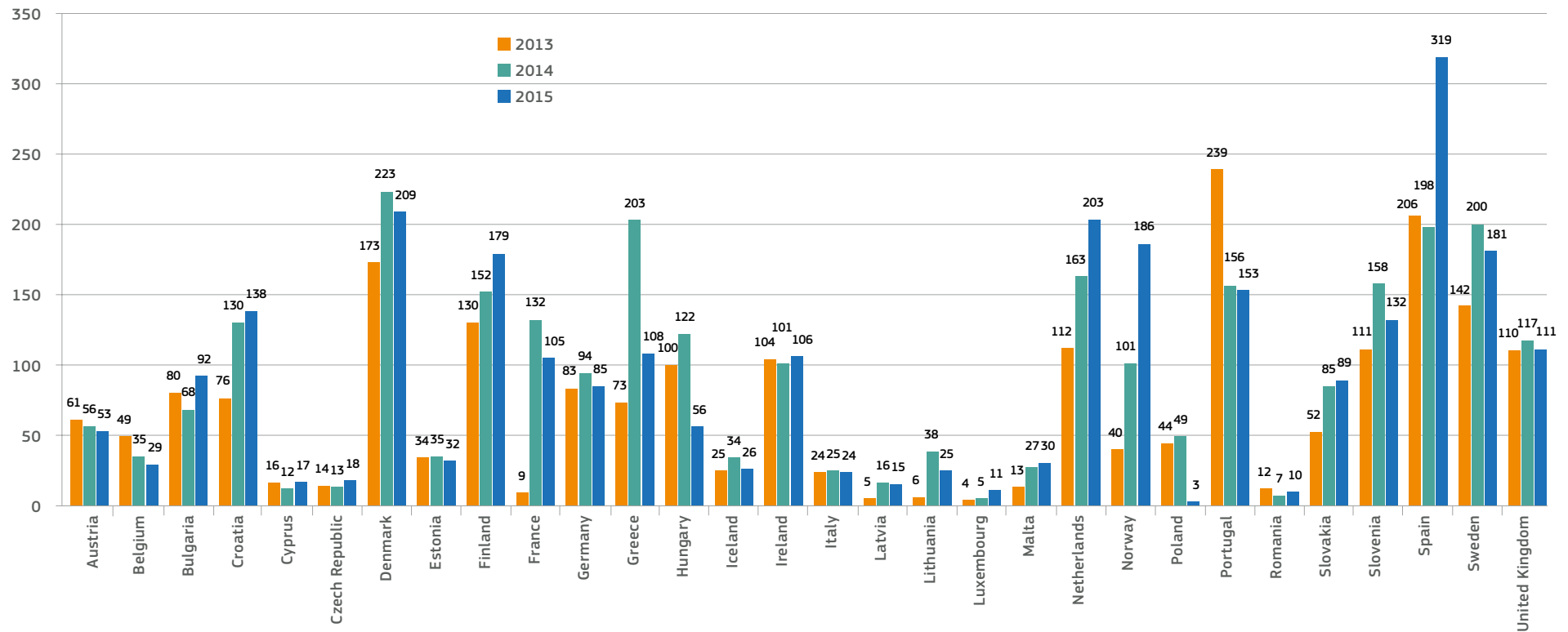
In 2015, the proportion of reactions in relation to the corresponding number of serious risk notifications has increased (it is now 1.56%); this is a positive signal.

Which countries sent reactions?

All the countries which participate in the Rapid Alert System can and are expected to file reactions if they have relevant information to add to the network's knowledge base. Their participation has

been quite stable over the years. In 2015, the only country that filed no reactions was Liechtenstein.

Graph 10 • Number of reactions from 2013 to 2015 by reacting country (absolute values)



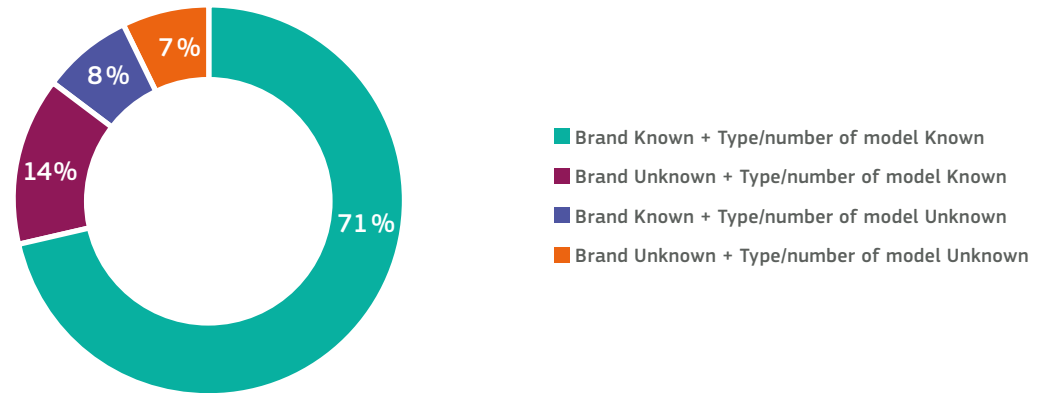
How can dangerous products be traced?

Identification of the product:

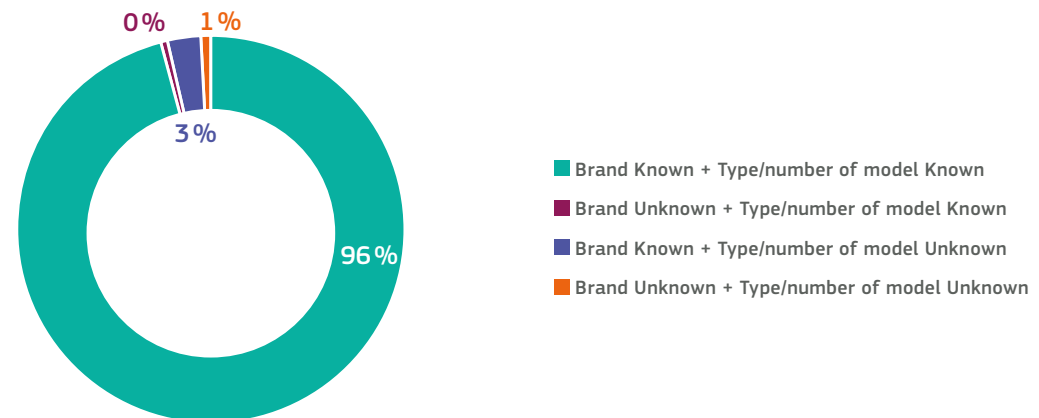
The more information provided about the product in the notification, the easier it will be for other countries to find the dangerous product and take appropriate measures.

In 2015, as in other years, most of the notifications were properly identified with brand and type or model information. Understandably, reactions are more frequent for well-identified products.

Graph 11 • Notifications in 2015 by level of identification of the dangerous products



Graph 12 • Reactions in 2015 by level of identification of the related notifications

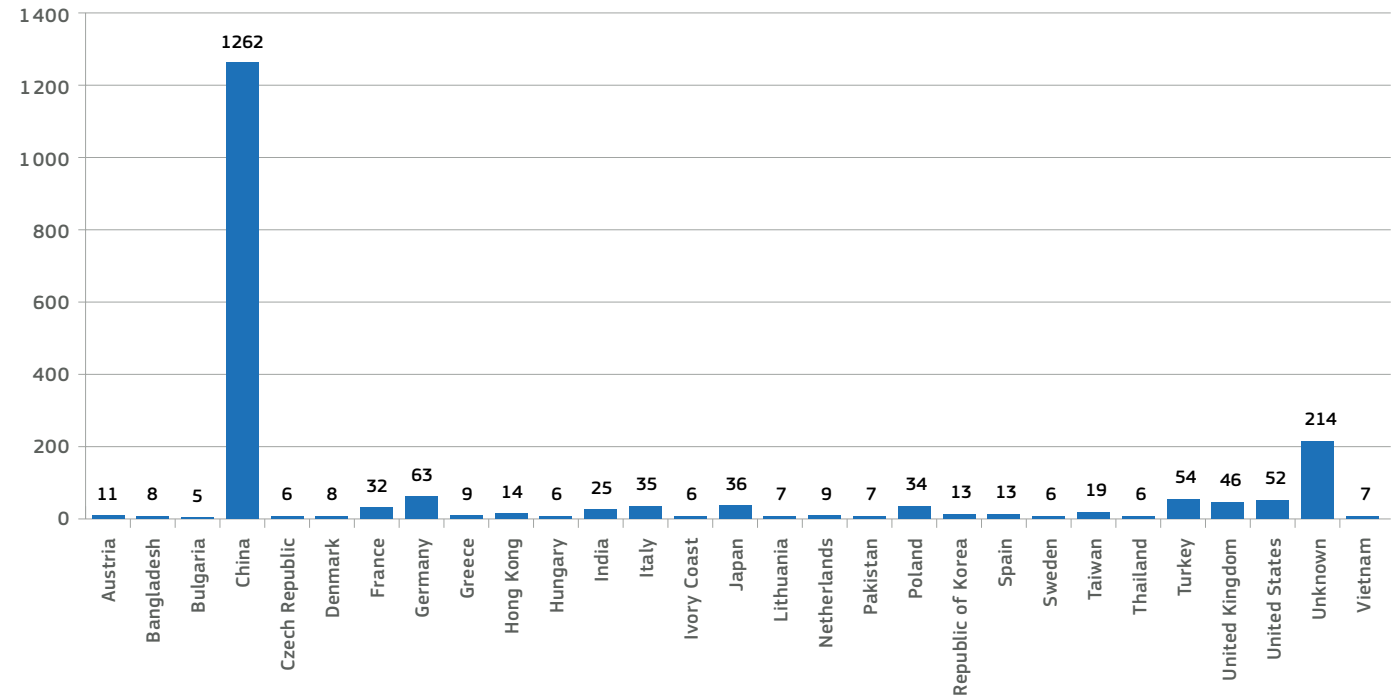


The origin of the product:

The information on the country of origin contributes to tracing the dangerous product back to the source and identifying the manufacturer. The measures taken will then be more effective.

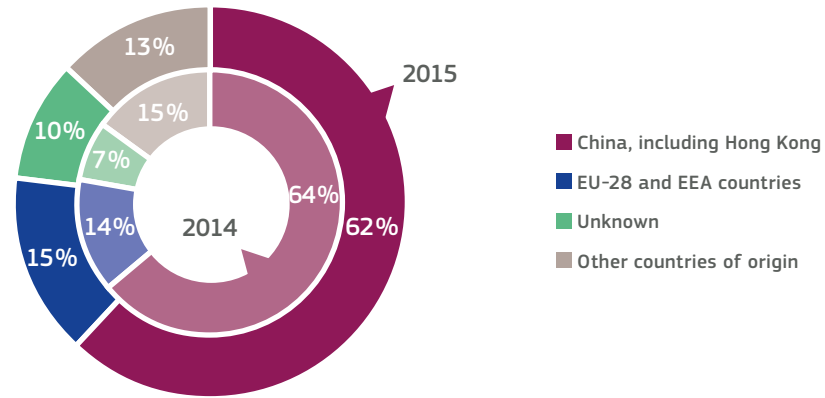
Over the years, the number of notifications in which the country of origin could be identified has increased. The dangerous products which are the subject of the measures notified in the Rapid Alert System originate from all over the world; a high percentage of them come from China.

Graph 13 • Number of notifications in 2015 by country of origin (absolute values)¹

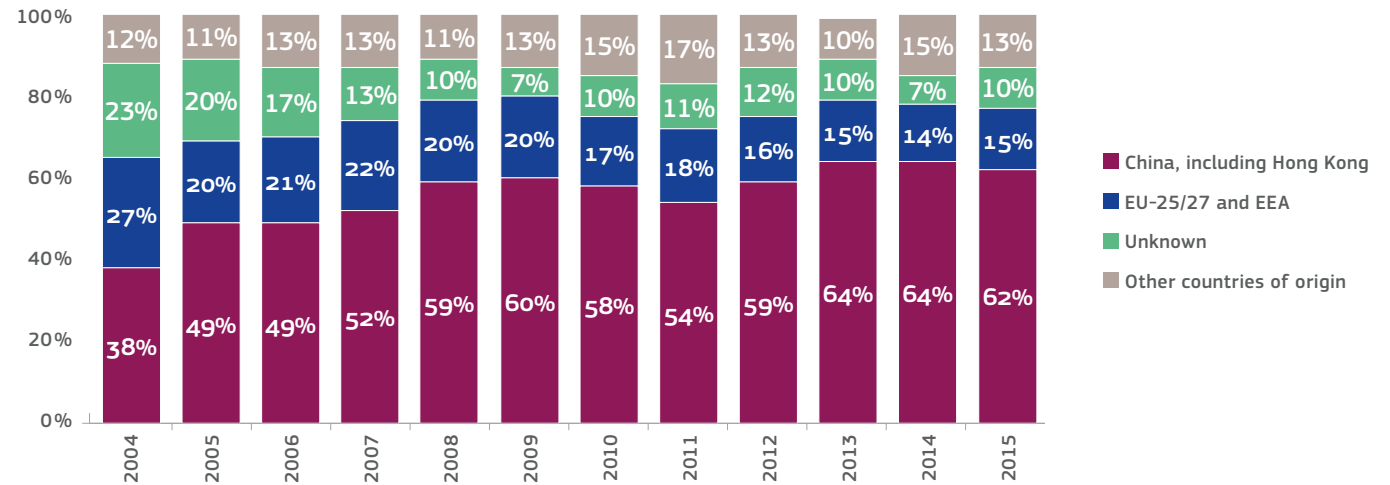


¹ Excluding cases where fewer than 5 notifications were found.

Graph 14 • Notifications in 2014 and 2015 by groups of countries of origin

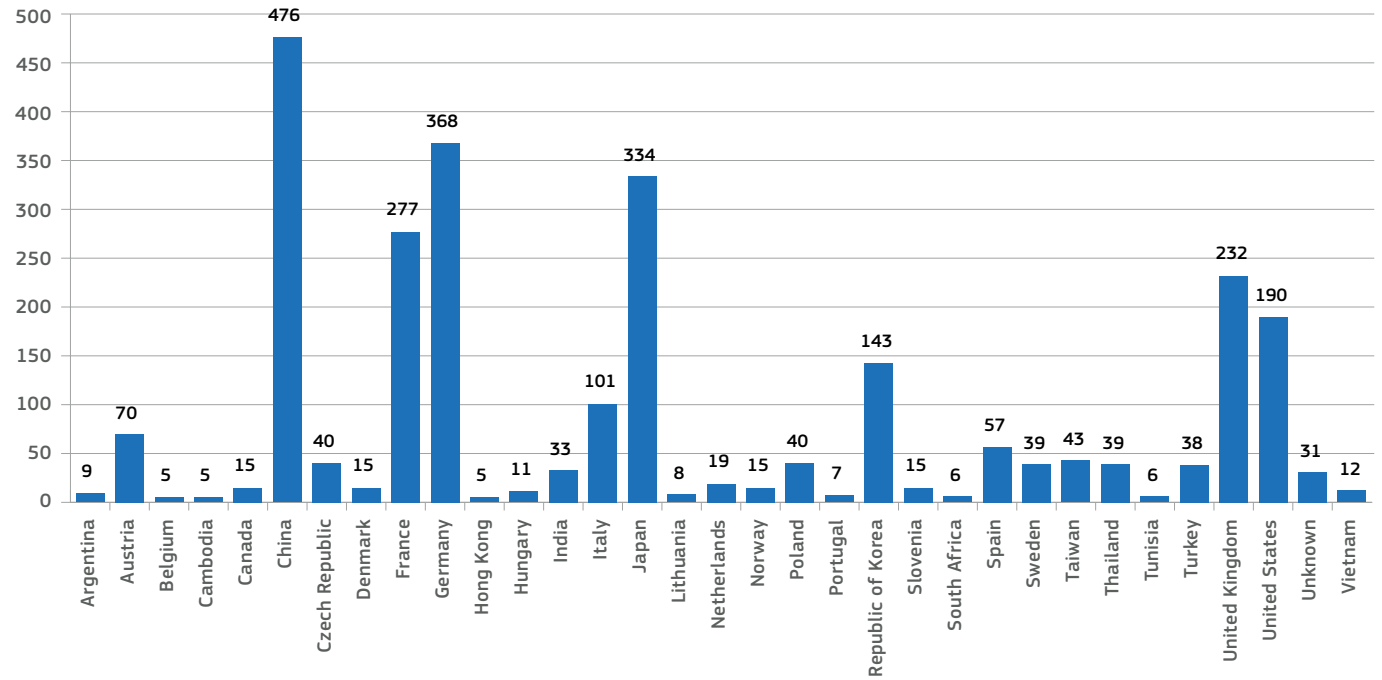


Graph 15 • Notifications evolution from 2003 to 2015 by groups of countries of origin



When looking at the reactions submitted, these relate to a lower percentage of notified products originating from China. This can be because these products often lack adequate information and identification that allow for their proper tracing in the supply chain.

Graph 16 • Number of reactions in 2015 by country of origin of the dangerous products (absolute values)²

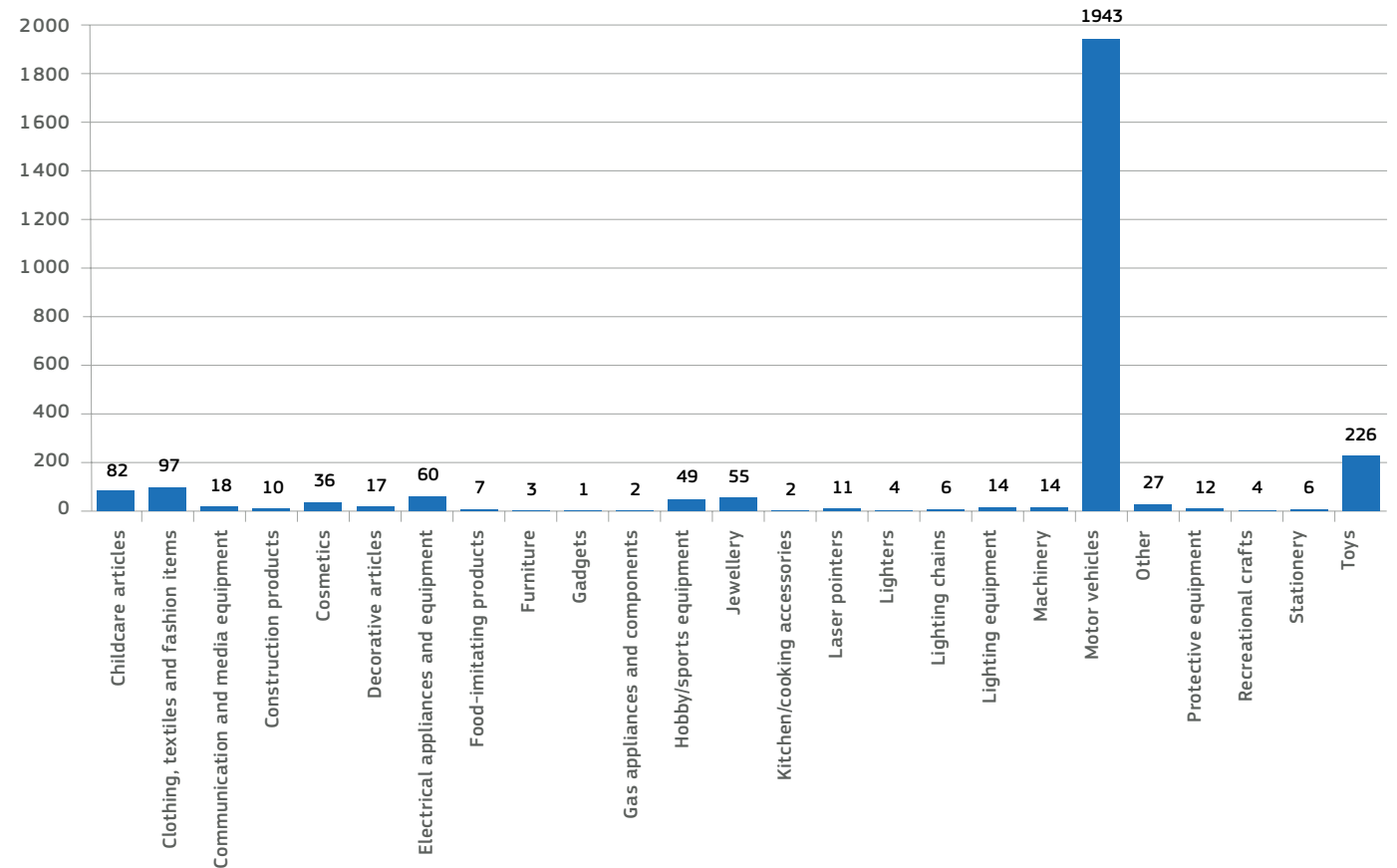


² Excluding cases where fewer than 5 reactions were found.

What dangerous products were concerned by reactions?

As in previous years, in 2015 most of the information provided in reactions concerns notifications on “Motor vehicles”. It is well known that this category of products is systematically traceable thanks to the registration rules.

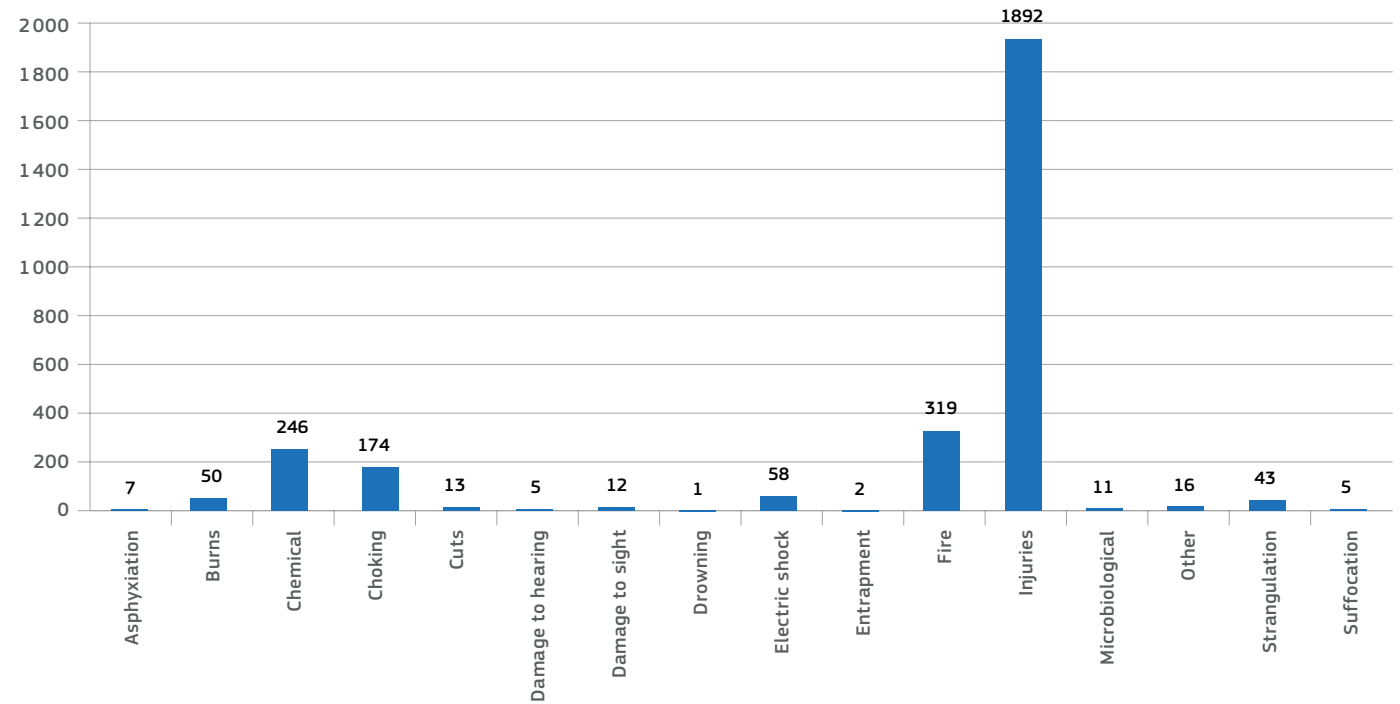
Graph 17 • Number of reactions in 2015 by product category (absolute values)



What were the risks of the dangerous products in reactions (as related to notifications)?

As reactions concentrate on “Motor vehicles”, the most common risk in reactions is “Injuries”, the risk that is most often linked with it also in the notifications. This trend has been constant in the Rapid Alert System.

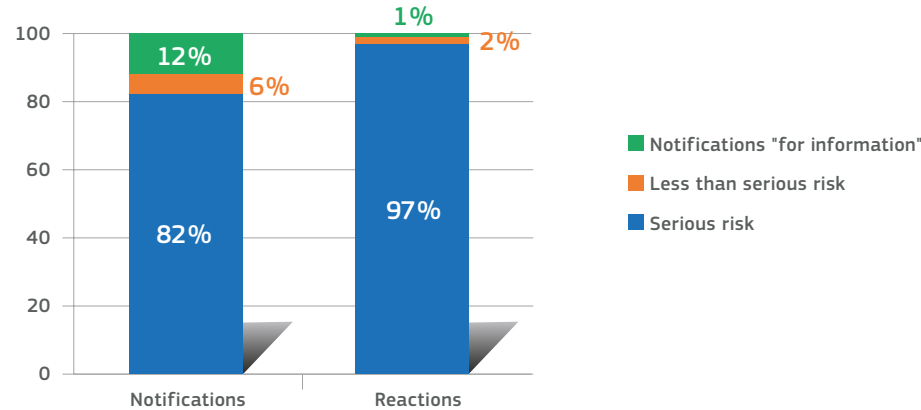
Graph 18 • Number of reactions in 2015 by type of risk (absolute values)



As in previous years, in 2015 there were few notifications of measures taken on products posing "Less than serious risk" and notifications which were circulated for information only.

Reactions relate mostly to notifications which signalled a serious risk and are less common when the notifications are circulated "For information" only.

Graph 19 • Reactions in 2015 by level of risk compared with level of risk of notifications in 2015

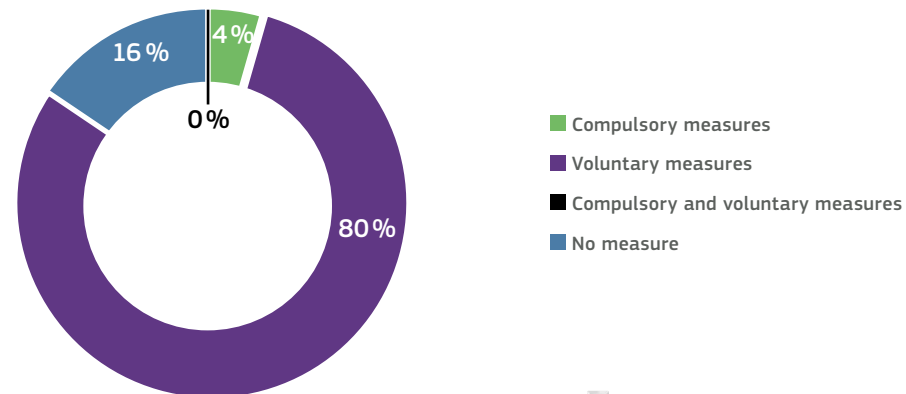


What measures are reported in the reactions?

As in other years, in 2015, most of the reactions concerned follow up actions to voluntary measures. This means that distributors,

manufacturers or importers in Europe follow-up each other in recalling the dangerous products notified in the Rapid Alert System.

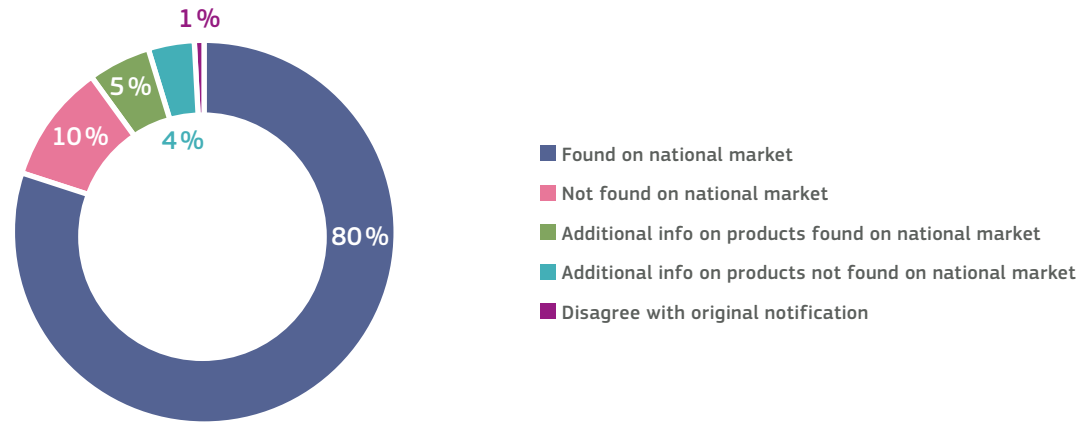
Graph 20 • Reactions in 2015 by type of measure taken




What information is provided in the reactions?

Also reflecting a constant trend, in 2015, most of the reactions confirmed that the dangerous products were also found on the market of the reacting country and that follow-up measures were adopted. Some reactions provided additional information to what was already contained in the notification.

Graph 21 • Reactions in 2015 by type of information provided by the national authority



DETAILED STATISTICS BY MEMBER STATE IN 2015

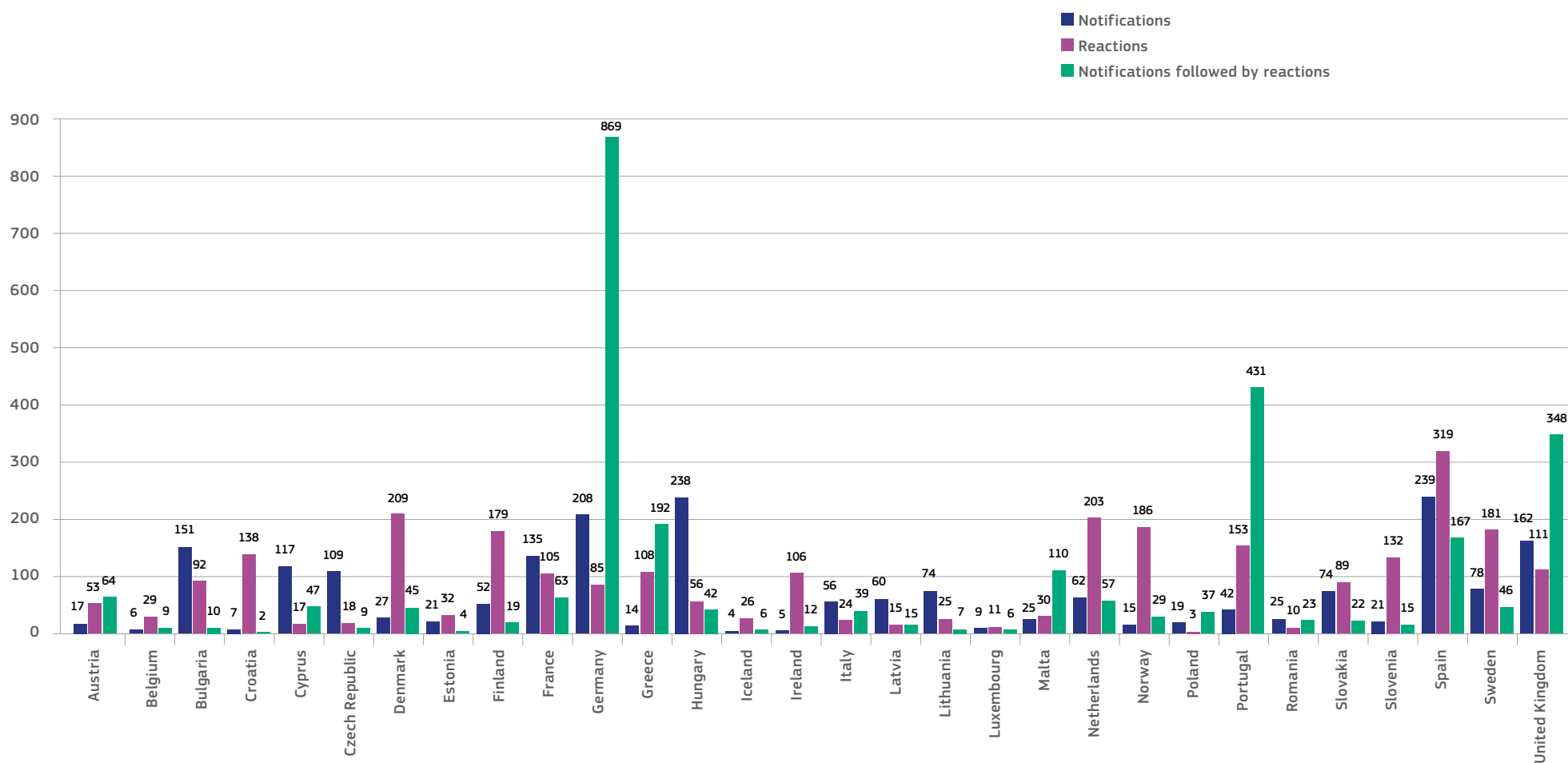


This section provides more detailed statistical information on the activity per country participating in the **Rapid Alert System**.

This table shows the difference by country between the number of notifications and reactions submitted in the Rapid Alert System in 2015. Some countries profile themselves in the system as more “reaction” contributors (like Denmark) or more “notification” contributors (like Hungary).

This table shows also how many notifications sent to the system were followed up by other countries, that is, were the subject of a reaction. In this area, notifications submitted by Germany received the highest number of reactions.

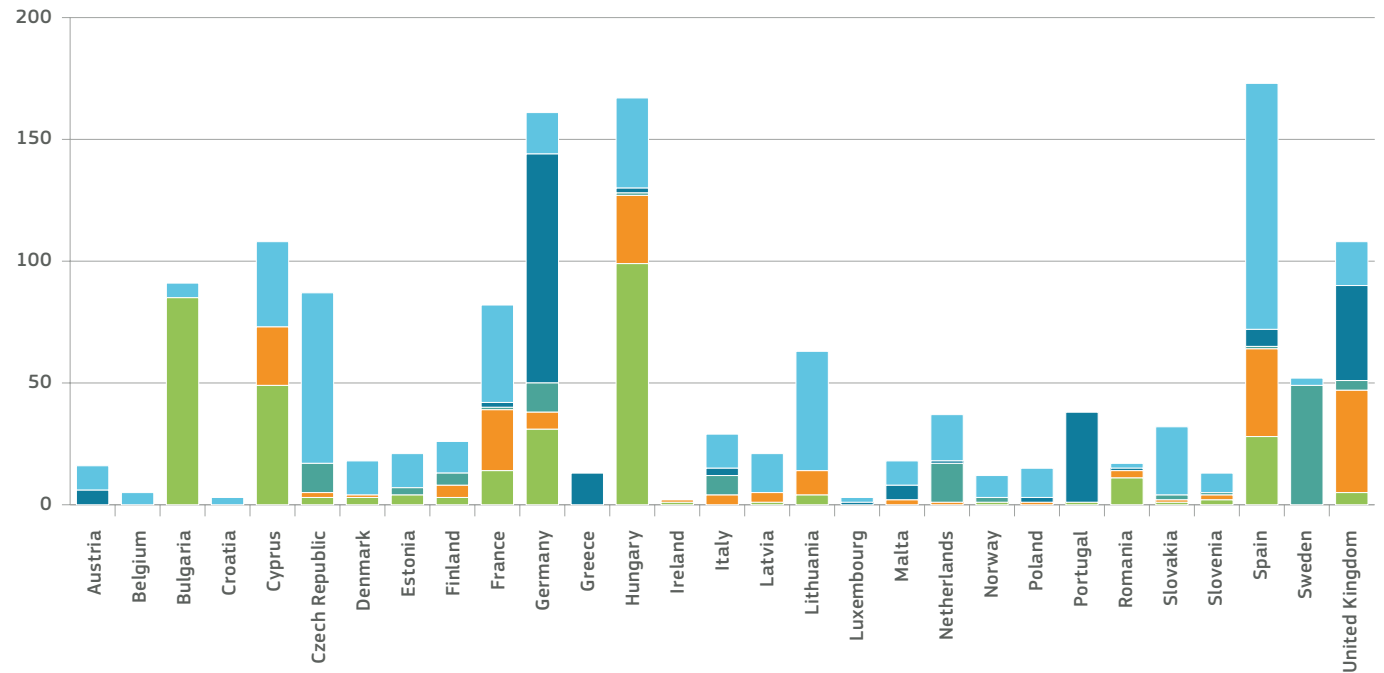
Graph I - Total number of notifications, total number of reactions and total number of notifications which were followed by a reaction in 2015, by country



This table shows on which product categories the different countries took measures. Some countries, like Spain, notified more measures on “Toys”, while others, like Bulgaria, notified more measures on “Clothing” products, for example.

Graph II • 5 most often notified product categories by country in 2015 (absolute values)

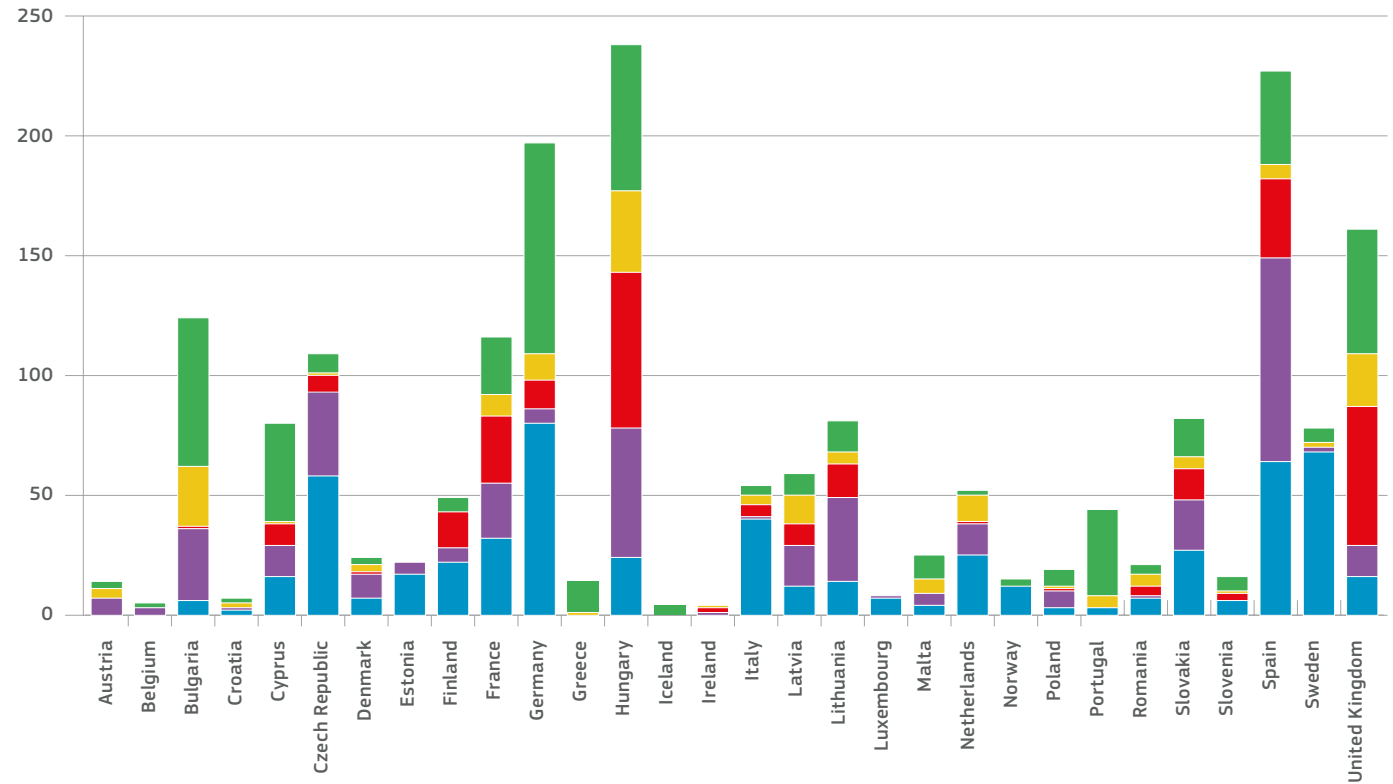
	Austria	Belgium	Bulgaria	Croatia	Cyprus	Czech Republic	Denmark	Estonia	Finland	France	Germany	Greece	Hungary	Ireland	Italy	Latvia	Lithuania	Luxembourg	Malta	Netherlands	Norway	Poland	Portugal	Romania	Slovakia	Slovenia	Spain	Sweden	United Kingdom
Toys	10	5	6	3	35	70	14	14	13	40	17	37	14	16	49	2	10	19	9	12	2	28	8	101	3	18			
Motor vehicles	6									2	94	13	2		3			1	6	1	2	37	1			7	39		
Jewellery						12		3	5	1	12		1		8					16	2			2	1	2	1	49	4
Electrical appliances and equipment					24	2	1		5	25	7		28	1	4	4	10		2	1		1		3	1	2	36	42	
Clothing, textiles and fashion items			85		49	3	3	4	3	14	31		99	1		1	4				1		1	11	1	2	28	5	



This table shows that in 2015 each country reported on measures covering a large variety of risks, without concentrating on a particular risk.

Graph III • 5 most often notified risks by country in 2015

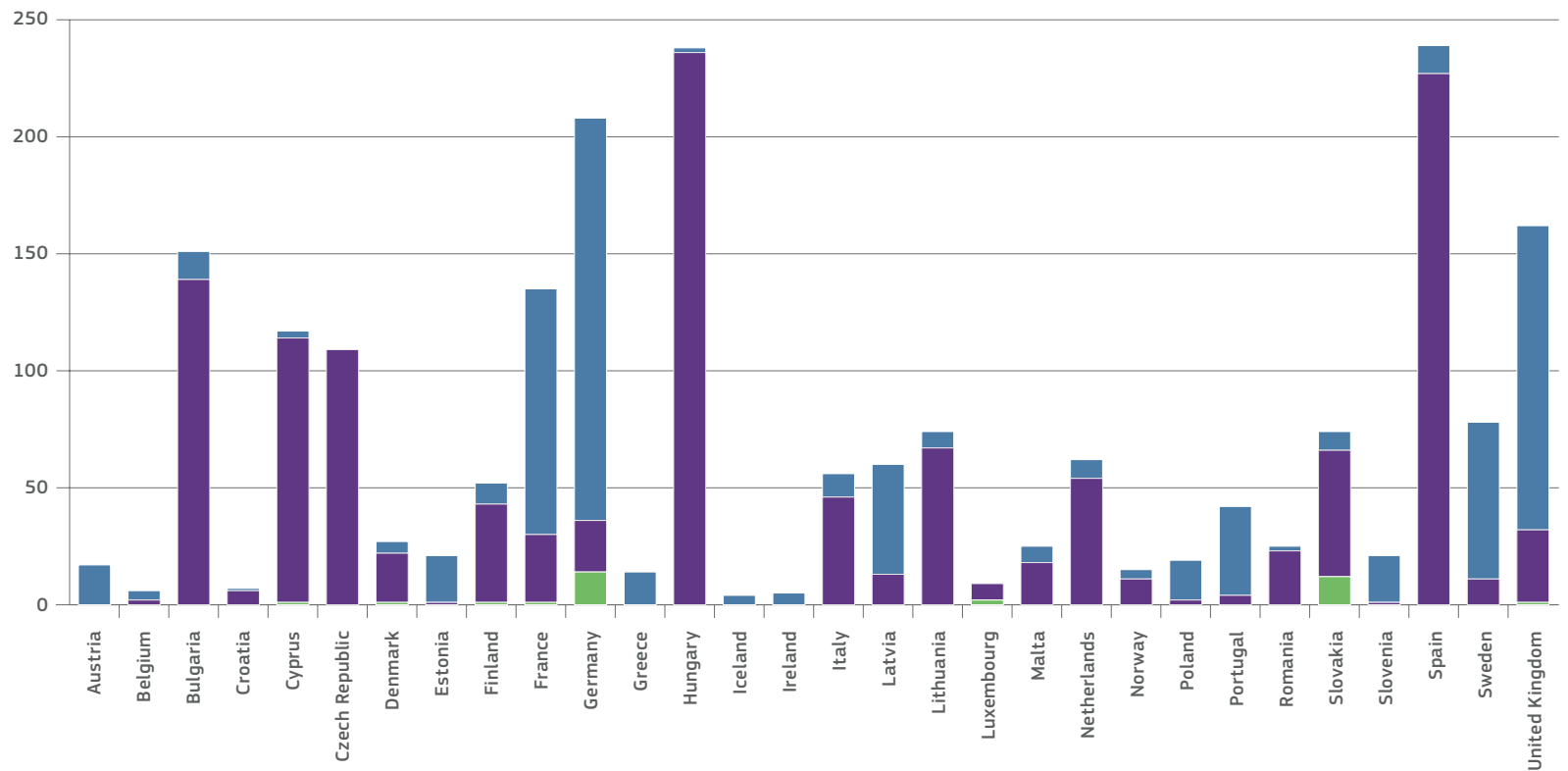
Injuries	3	2	62	2	41	8	3		6	24	88	13	61	4		4	9	13		10	2	3	7	36	4	16	6	39	6	52	
Fire	4		25	2	1	1	3			9	11	1	34		1	4	12	5		6	11		1	5	5	5	1	6	2	22	
Electric shock			1		9	7	1		15	28	12		65		2	5	9	14			1		1		4	13	3	33		58	
Choking	7	3	30	1	13	35	10	5	6	23	6		54		1	1	17	35	1	5	13		7		1	21	85	2	13		
Chemical			6	2	16	58	7	17	22	32	80		24				40	12	14	7	4	25	12	3	3	7	27	6	64	68	16



This table shows which countries in 2015 notified more voluntary measures or more compulsory measures on the Rapid Alert System.

Graph IV • Notifications in 2015 by type of measures taken by notifying country

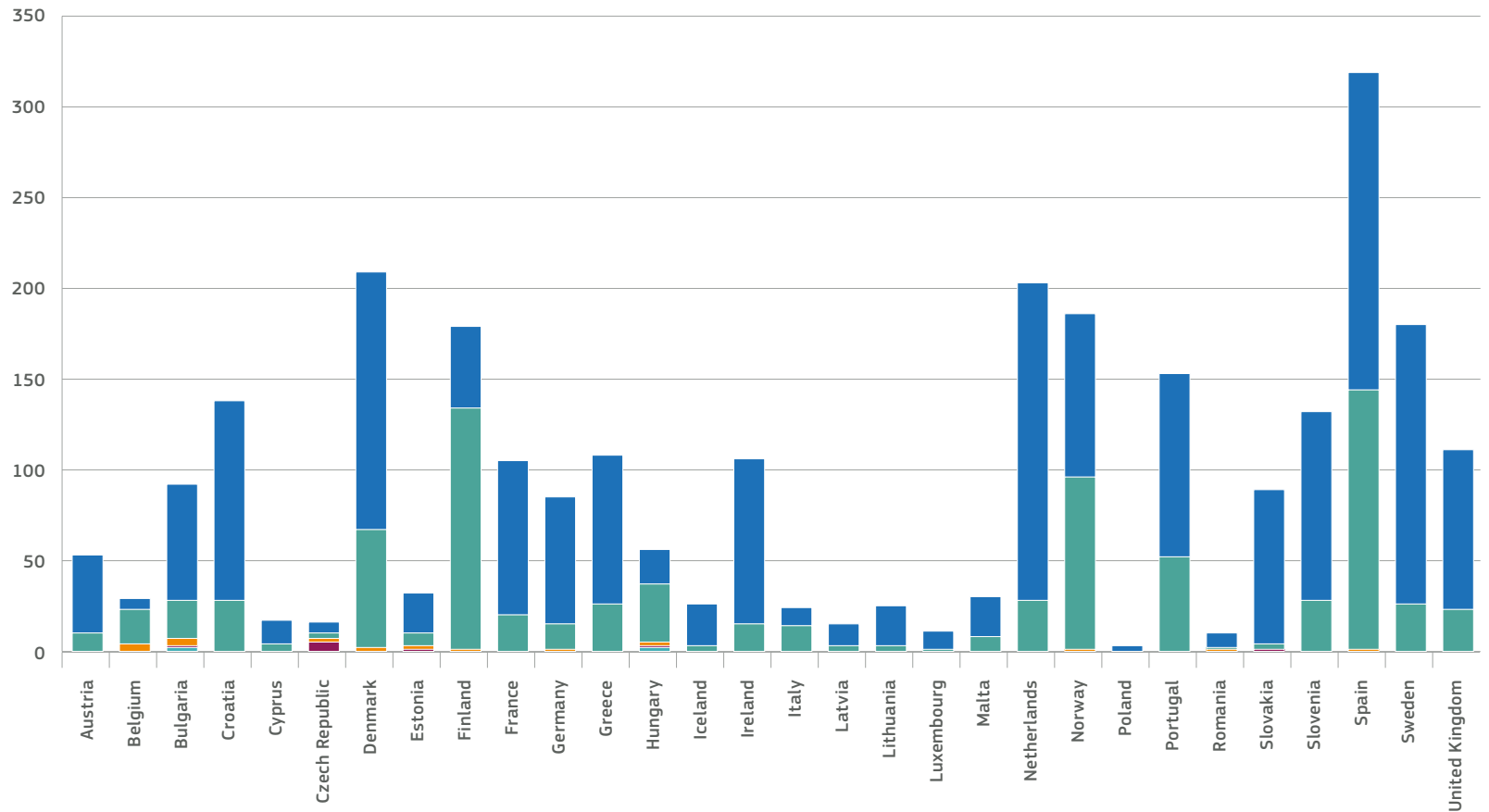
Voluntary measures	17	4	12	1	3		5	20	9	105	172	14	2	4	5	10	47	7		7	8	4	17	38	2	8	20	12	67	130
Compulsory measures		2	139	6	113	109	21	1	42	29	22		236			46	13	67	7	18	54	11	2	4	23	54	1	227	11	31
Compulsory and voluntary measures					1		1		1	1	14								2							12				1



This table shows that in 2015 most of the reactions related to notifications filed in the Rapid Alert System in the same year. However, some countries also send reactions some time after the notification became available.

Graph V • Number of reactions by country related to year of submission of the related notifications

2015	43	6	64	110	13	6	142	22	45	85	70	82	19	23	91	10	12	22	10	22	175	90	3	101	8	85	104	175	154	88
2014	10	19	21	28	4	3	65	7	133	20	14	26	32	3	15	14	3	3	1	8	28	95		52	1	3	28	143	26	23
2013		4	4			2	2	2	1		1		2									1			1			1		
2012			1			5		1					1													1				
2011			2										2																	



Note about the statistical data provided in this report

This report makes use of the figures available in the system on 6 January 2016. It also includes figures concerning notifications that are not disclosed to the general public such as those rare cases classified as confidential notifications or notifications “For information”. The figures provided in this report can be subject to minor changes over time because of possible withdrawals or modifications to notifications in the system requested by the competent authorities.

Since 2010, and as a result of the entry into force of Regulation (EC) No 765/2008, measures taken against professional products and products posing risks other than those to consumer health and safety also need to be notified in this Rapid Alert System. Statistics concerning these product categories are dealt with in a separate section of this report.

Terminology used in this report

Notification: Alert submitted by a country participating in the Rapid Alert System on a measure taken against a product on the market which poses a risk to consumers’ health and safety.

For each notification, information on the corresponding product(s), risk(s) and measures taken is provided and updated regularly on the Rapid Alert System website of the European Commission.

Reaction: Structured feedback received from countries participating in the Rapid Alert System on follow-up actions taken concerning the products subject to notifications.

Notification “For information”: A submitted alert that does not meet specific criteria but nevertheless includes relevant information of interest to the countries participating in the Rapid Alert System (for example, a product whose risk level cannot be established or for which information concerning the product information or distribution channel is not available). These cases are only made available to the responsible national authorities and are not published in the weekly report.

Key documents

[General Product Safety Directive 2001/95/EC \(GPSD\)](#)

[Commission Decision of 16 December 2009 laying down guidelines for the management of the Community Rapid Information System ‘RAPEX’ established under Article 12 and of the notification procedure established under Article 11 of Directive 2001/95/EC \(the General Product Safety Directive\)](#)

HOW TO OBTAIN EU PUBLICATIONS

Free publications:

- one copy:
via EU Bookshop (<http://bookshop.europa.eu>);
- more than one copy or posters/maps:
from the European Union's representations (http://ec.europa.eu/represent_en.htm);
from the delegations in non-EU countries (http://eeas.europa.eu/delegations/index_en.htm);
by contacting the Europe Direct service (http://europa.eu/europedirect/index_en.htm) or
calling 00 800 6 7 8 9 10 11 (freephone number from anywhere in the EU) (*).

(* The information given is free, as are most calls (though some operators, phone boxes or hotels may charge you).

Priced publications:

- via EU Bookshop (<http://bookshop.europa.eu>).

