

COMPLETING THE PROJECT PROPOSAL IN THE RESEARCH PROJECT INFORMATION SYSTEM (ISVP)

The web interface for logging into the ISVP is <http://eregpublic.ksrzis.cz/>.

Table of Contents

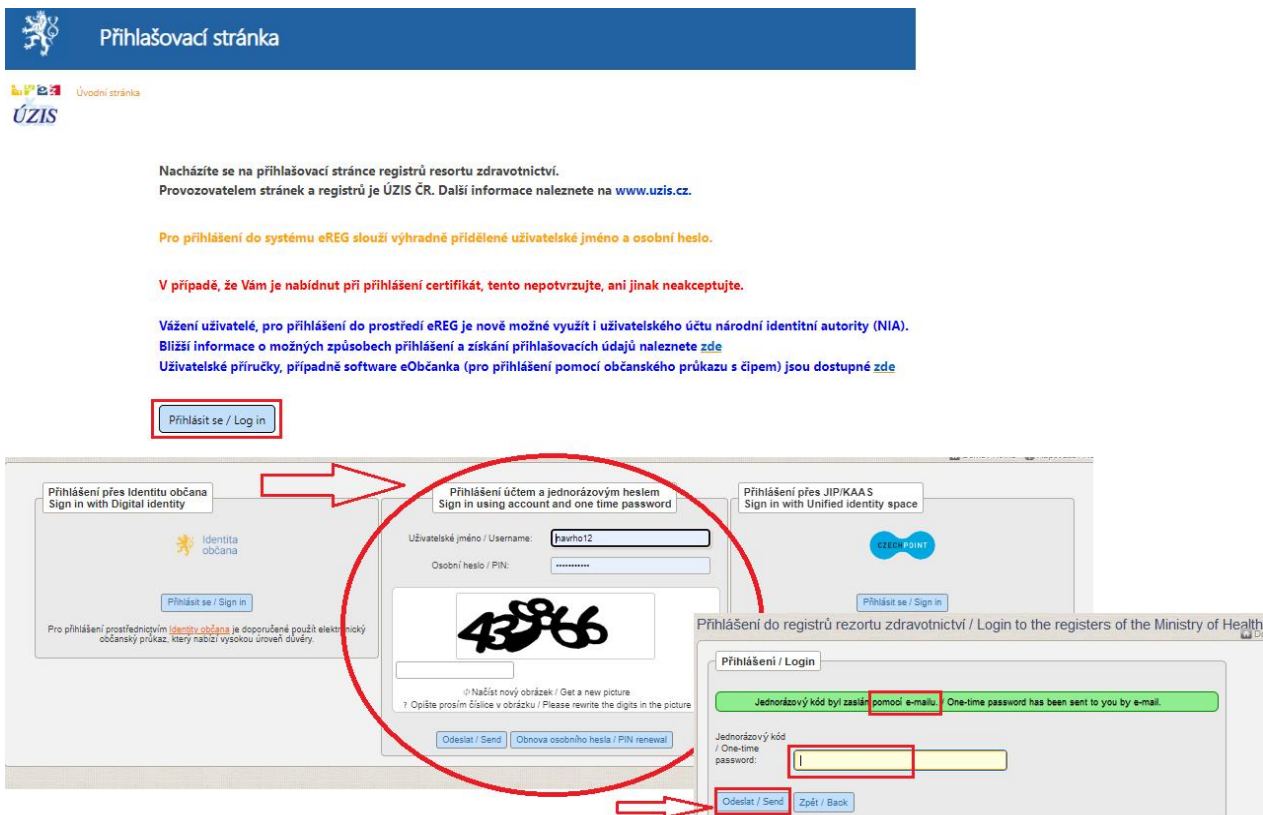
1) LOGIN	2
2) TENDER SEARCH AND NEW PROJECT PROPOSAL	3
3) SETTING UP A PROJECT PROPOSAL.....	5
4) COMPLETING THE PROJECT PROPOSAL	6
A) The "Detail" Tab	7
B) Tab "Applicant - xxxxx" or "Co-applicant - xxxxx"	16
Tab "Costs - breakdown (in thousands of CZK)"	18
Tab "Costs - total (in thousands CZK)"	23
Tab "Costs - Cost Justification for the year 20xx"	25
Tab "Bibliography"	26
Tab "Related projects"	27
The "Attachments"	28
Tab "Authorized persons".....	29
5) FINALISATION AND SUBMISSION OF THE PROJECT PROPOSAL.....	30
6) CHECKING THE PAIRING OF THE SUBMITTED PROJECT PROPOSAL.....	33
7) PRINCIPLES OF GENDER EQUALITY	34
CONTACTS	34

!WARNING! All images and text used below are for ILLUSTRATION purposes only.

The recommended browser for correct display of ISVP forms is **Microsoft Edge updated to Chromium, Google Chrome from version 69 and Mozilla Firefox from version 62.0.3 and 60.2.2 ESR** (these are general requirements of the JTP environment).

1) LOGIN

When you click on "Log in" (<http://eregpublic.ksrzis.cz/>), a login table will appear, **log in only with the username and password you created** (when activating), not via certificates and National Identity Authorities (NIA). When logging in for the first time on your computer, or if you enter incorrect data, you need to enter the captcha (control number code) and click on "Send". You will then receive a one-time code to your email/mobile phone, which then please enter (paste) into the appropriate field, then click "Send" (this double security is required to meet cybersecurity standards). The code is sent from otp@ereg.ksrzis.cz.



Přihlašovací stránka

Úvodní stránka

ÚZIS

Nacházíte se na přihlašovací stránce registrů resortu zdravotnictví.
Provozovatelem stránek a registrů je ÚZIS ČR. Další informace naleznete na www.uzis.cz.

Pro přihlášení do systému eREG slouží výhradně přidělené uživatelské jméno a osobní heslo.

V případě, že Vám je nabídnut při přihlášení certifikát, tento nepotvrzujte, ani jinak neakceptujte.

Vážení uživatelé, pro přihlášení do prostředí eREG je nové možné využít i uživatelského účtu národní identitní autority (NIA).
Blíže informace o možných způsobech přihlášení a získání přihlašovacích údajů naleznete [zde](#)
Uživatelské příručky, případně software eObčanka (pro přihlášení pomocí občanského průkazu s čipem) jsou dostupné [zde](#)

Přihlásit se / Log in

Přihlášení přes Identitu občana
Sign in with Digital identity

Identita občana


Přihlásit se / Sign in

Pro přihlášení prostřednictvím [Identita občana](#) je doporučeno použít elektronický občanský průkaz, který nabízí vysokou úroveň důvěry.

Přihlášení účtem a jednorázovým heslem
Sign in using account and one time password

Uživatelské jméno / Username:

Osobní heslo / PIN:



Načíst nový obrázek / Get a new picture
Opište prosím číslice v obrázku / Please rewrite the digits in the picture

Odeslat / Send Obnova osobního hesla / PIN renewal

Přihlášení přes JIP/KAA S
Sign in with Unified identity space

Přihlásit se / Sign in

Přihlášení do registrů resortu zdravotnictví / Login to the registers of the Ministry of Health


Přihlášení / Login

Jednorázový kód byl zaslán pomocí e-mailu. One-time password has been sent to you by e-mail.

Jednorázový kód / One-time password:

Odeslat / Send Zpět / Back

2) TENDER SEARCH AND NEW PROJECT PROPOSAL



The ISVP allows you to work in Czech and English, to switch to your preferred language use the flag icon or

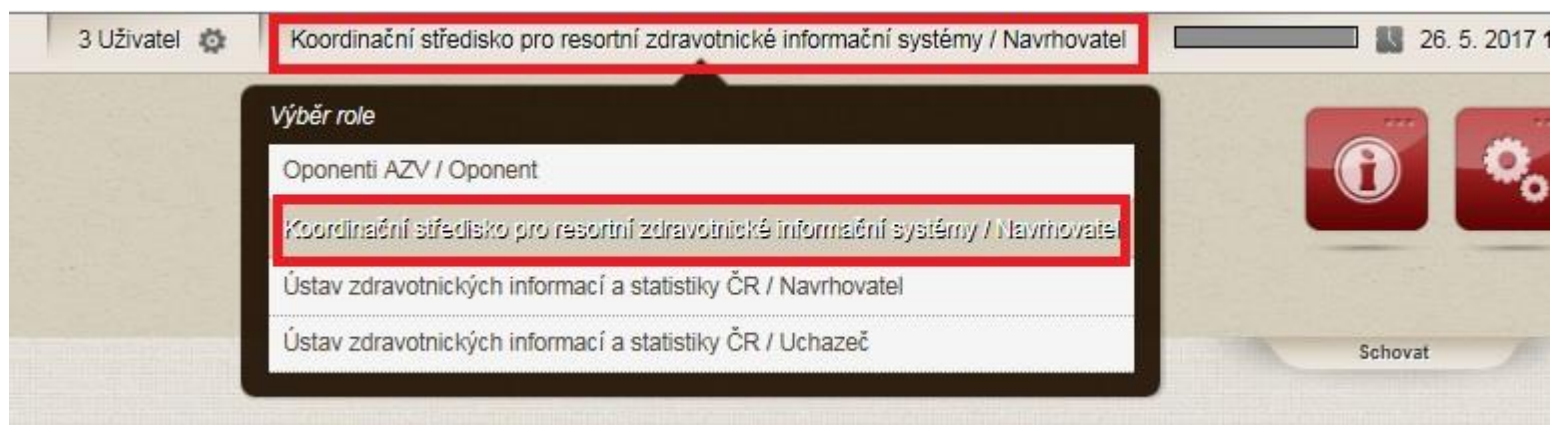


After logging in, select the **"ISVP"** icon followed by the **"Tenders"** icon



To submit a project proposal you must have the role of "Applicant", if you have more than one role or institution assigned to you, please make sure you have the correct role selected and the institution for which you intend to submit the project.

3



When the list of tenders is displayed, by the **"Detail"** button (information about the tender), there is also a **"New Proposal"** button for an open call (there are two calls for VES 2027 in the ISVP), which can be used to submit a proposal to an active tender.

The project proposal can be assigned to one of the sub-programmes according to the scientific career of the applicant and other conditions. In the ISVP application, these sub-programmes are distinguished by the letter "J", as follows. The amount of the award is limited to CZK 8,5 million, and 'VES 202X' (the applicant has a Ph.D. or equivalent).

List of public tenders

Filter

Tender status Title

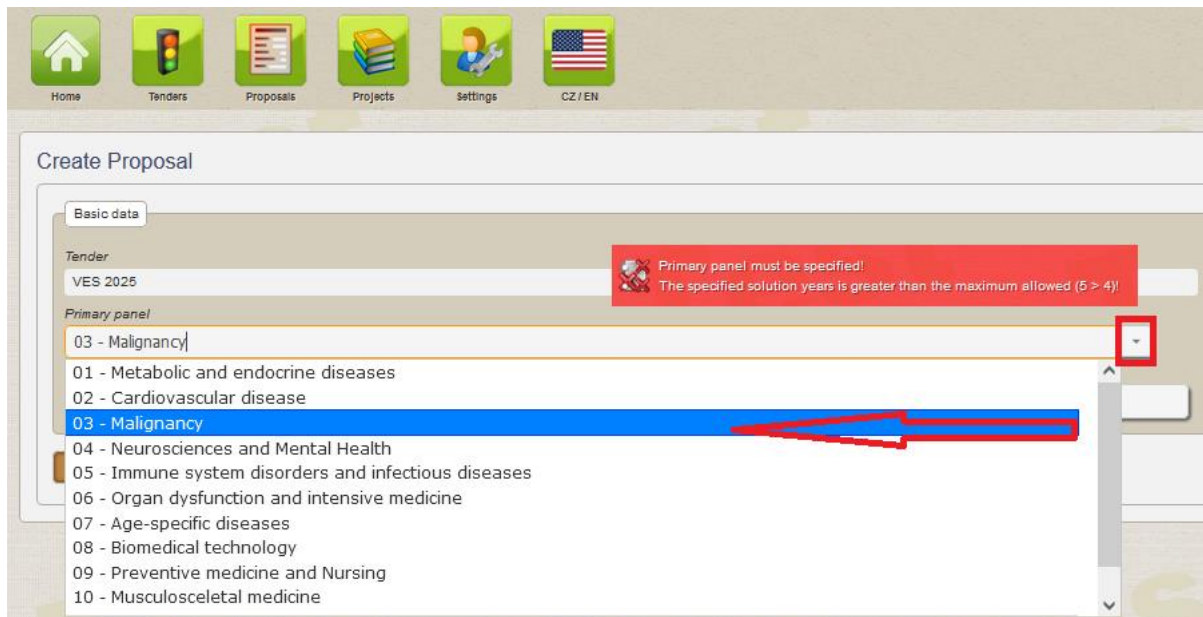
Search

Code	Title	Opening of applications ↓	Closing of applications	End of evaluation	Start of projects	Maximum length	Status	
25	VES 2025	04/25/2023	08/28/2024 18:00	11/11/2024	05/01/2025		4 Published	Detail New Proposal
24	VES 2025J	04/12/2023	06/15/2023 18:00	06/11/2023	07/01/2024		4 Published	Detail New Proposal
23J	VES 2023J	05/17/2022	10/07/2022 12:00	02/24/2023	05/01/2023		4 Published	Detail
23	VES 2023	05/11/2022	05/11/2023 12:00	06/11/2023	07/01/2023		4 Published	Detail

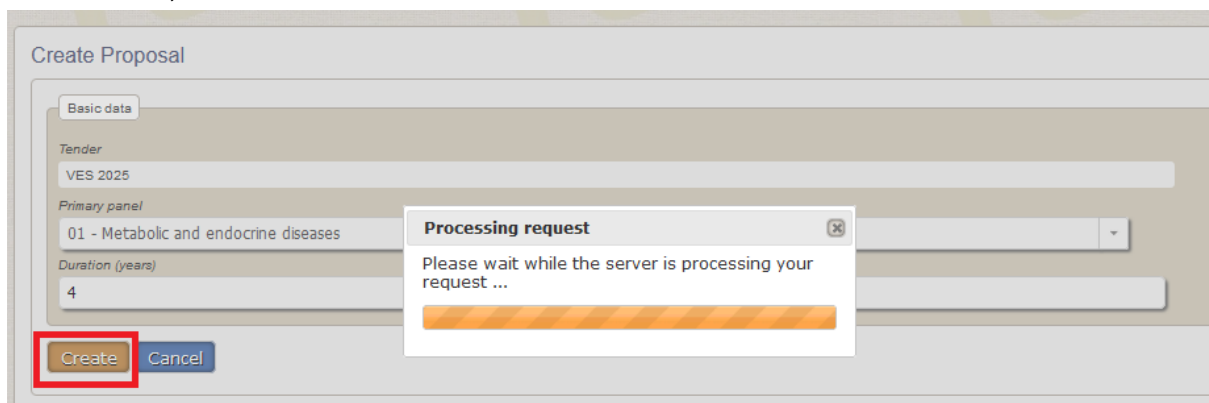
1 - 4 of 4 items

3) SETTING UP A PROJECT PROPOSAL

To create a project proposal, you must select "**Primary panel**" (! **ATTENTION cannot be changed after creation !**), use the arrow to select from the panel dial, the project solution period "**Solution period (in years)**" (now 4 years by default, if you enter an invalid period, you will be notified).



Once entered, click on "**Create**".

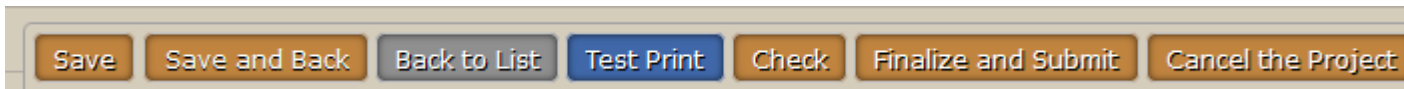


4) COMPLETING THE PROJECT PROPOSAL

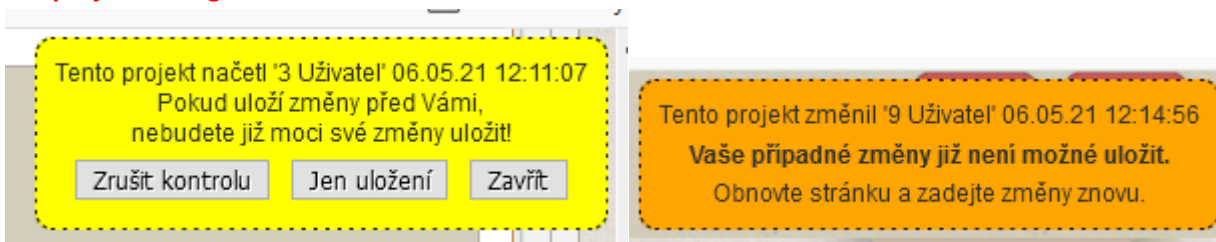
THE ENTIRE PROJECT PROPOSAL MUST BE WRITTEN IN ENGLISH (e.g. rationale, scope of work, contribution to the field, history of international cooperation, etc.), UNLESS A FIELD REQUIRES FILLING IN CZECH.

Once you have created a proposal, a registration number will be generated in the format NW2x-xx-00xxx or NW2xJ-xx-00xxx (Junior applicant).

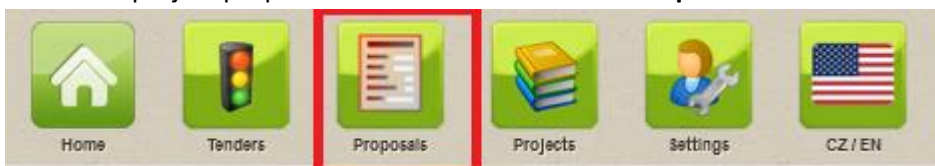
We recommend that you save the project proposal continuously, always **on the specific "Detail", "Applicant - xxxxx", "Co-Applicant - xxxxx", etc., tab you are working on, not across the whole project or at the very end of your work**, using the "Save" or "Save and Back" buttons if you do not want to continue creating the proposal. The "Back to List" button will return you to the Project Proposal List. Use the "Test Print" button to print a **test PDF**. Use the "Check" button if you want to check the filled fields, use the "Finalize and Submit" button to submit the project or get the final PDF. To **irrevocably** cancel the project, use the "Cancel the Project" button.



In case you see the messages below, the project has been loaded by another person and you can still save the changes (yellow), or another person has saved it (orange), in which case the changes cannot be saved – message "Cannot save this project because a new version of the project has been created. Please go back and try to open the project tab again".



The saved project proposal can be found under the "Proposals" tab.



If you do not see all or any projects, check the checkbox next to "All Project proposals" and click "Search".

List of project proposals

Filter

Project title	Registration number	Primary panel	Secondary panel
(Co)/Applicant	(Co)/Proposer	(Co)/Proposer's workplace	Team member
Eligible costs from	Eligible costs to	Special-purpose costs from	Special-purpose costs to
Keyword	Duration (years)	Tender	All project proposals <input checked="" type="checkbox"/>

☒ Auto **Search** Reset Export

A) The "Detail" Tab

By default, the bookmark sections are expanded, but they can be collapsed by clicking on the section name.

"Basic data" section

In this section, fill in the fields "Project title in Czech (max. 254 chars)", "Project title in English (max. 254 chars)", "Abstract in Czech (max. 2000 chars)", "Abstract in English (max. 2000 chars)", "General objective of in Czech (max. 2000 chars)" and "General objective in English (max. 2000 chars)" (be careful to fill in the text in the correct language CZ/EN). "The "Duration (years)" can be changed if the tender has been announced with more than one possible duration of the project; when changing the duration of the project, click on "Confirm project length" (if you do not change the duration, you do not need to confirm it).

7

Project detail NW25-01-00001

Detail
Applicant - 3 Uživatel
Co-applicant - 10 Uživatel

Basic data

Registration number	Starting date	Project version status	Reason for project version
NW25-01-00001	5/1/2025	New	Proposal
Duration (years)	Date of submission	Current project status	Project version ID
4 Confirm project length		Concept	30,519

Project title in Czech (max. 254 chars)
Začínáme testovat

Project title in English (max. 254 chars)
Start testing

Abstract in Czech (max. 2000 chars)
Abstrakt v češtině a v angličtině vyjadřující podstatu navrhovaného projektu a předpokládané konkrétní výsledky; abstrakt ani v češtině, ani v angličtině nesmí přesáhnout 2 000 znaků včetně mezer a je určen ke zveřejnění;

Abstract in English (max. 2000 chars)
An abstract in Czech and English, expressing the nature of the proposed Project and the specific results expected; the abstract, neither in Czech nor in English, must not exceed 2 000 characters including spaces and is intended for publication;

General project objective in Czech (max. 2000 chars)
Obecný cíl projektu v češtině a angličtině (2000 znaků); cíle projektu nesmí být v rozporu s cíli Programu.

General project objective in English (max. 2000 chars)
Project objectives in Czech and English (2000 characters); the Project objectives must not conflict with the objectives of the Program.


Classification

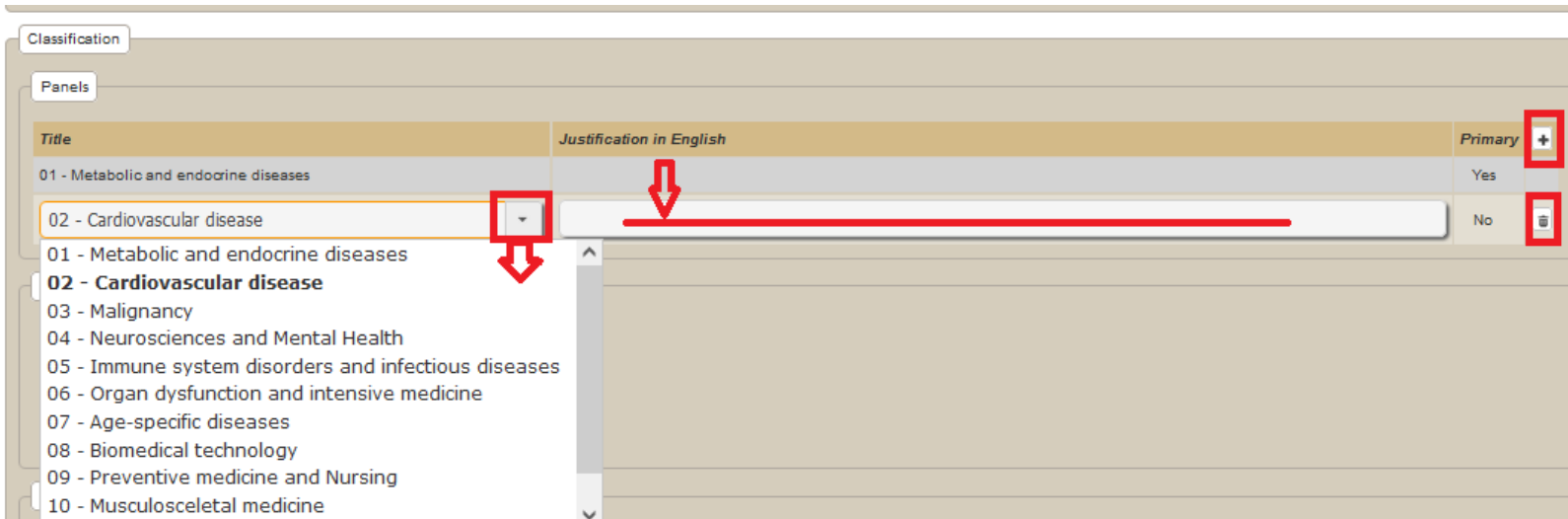
Panels

Save Save and Back Back to List Test Print Check Finalize and Submit Cancel the Project

In the ISVP, please always state only the general objective of the project (in Czech and English, max. 2000 characters), which must not be changed during the solution. Usually based on the project title, it does not have to include specific methodological approaches to achieving the objective, etc., which may change during the course of the project compared to the original plans.

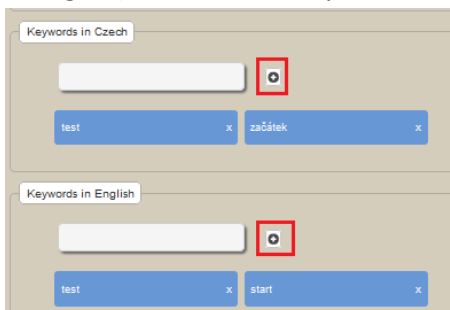
Part "Classification"

If your project is interdisciplinary (only one additional panel can be added), select the next panel in the **"Panels"** section by using the plus button  to add a line in which you select the next panel where the project falls thematically, in which case you must then provide a reason (in English) for selecting the next panel (at least 20 characters). All entries can be deleted by clicking on the bin icon.



Title	Justification in English	Primary
01 - Metabolic and endocrine diseases		Yes
02 - Cardiovascular disease		No

In the "**Keywords in Czech**" and "**Keywords in English**" section, use the "Enter" key or the "+" button to confirm (you must enter at least three keywords in Czech and three in English). To remove a keyword, use the cross.



In the "**Clinical evaluation/testing**" section, two questions must be answered, namely whether "***Project proposal correspond to the clinical evaluation of drugs according to the provisions of Act No. 378/2007 Coll., on drugs***" and "***The project proposal corresponds to the clinical test of medical devices according to Act. No. 375/2022 Coll., on medical devices and in vitro diagnostic medical devices***", if one or both of the questions are answered in the affirmative, the checkbox ☒ will be ticked, then **after the project is saved, the** fields for inserting the mandatory attachments „*Authorization of a clinical trial*” or “*Authorization of a clinical trial for the medical device*” will be added in the section "**Mandatory attachments**" (more on inserting attachments in the section "**Mandatory attachments**". If the answer is negative, the possibility of adding these attachments will not be visible.

Clinical evaluation/testing

☒ Project proposal correspond to the clinical evaluation of drugs according to the provisions of Act No. 378/2007 Coll., on drugs

☐ The project proposal corresponds to the clinical test of medical devices according to Act. No. 375/2022 Coll., on medical devices and in vitro diagnostic medical devices


Inclusion in the discipline code OECD

Save Save and Back Back to List Test Print Check Finalize and Submit Cancel the Project



Mandatory attachments



Attachment type	File name	Size	Result	Date of adding	Added by	
Project description	Project description.pdf	210 kB		4/26/2024	uzivat3	Open Delete attachment
Authorization of a clinical trial	<input type="text" value="Project description.pdf"/>					Upload and Save attachment

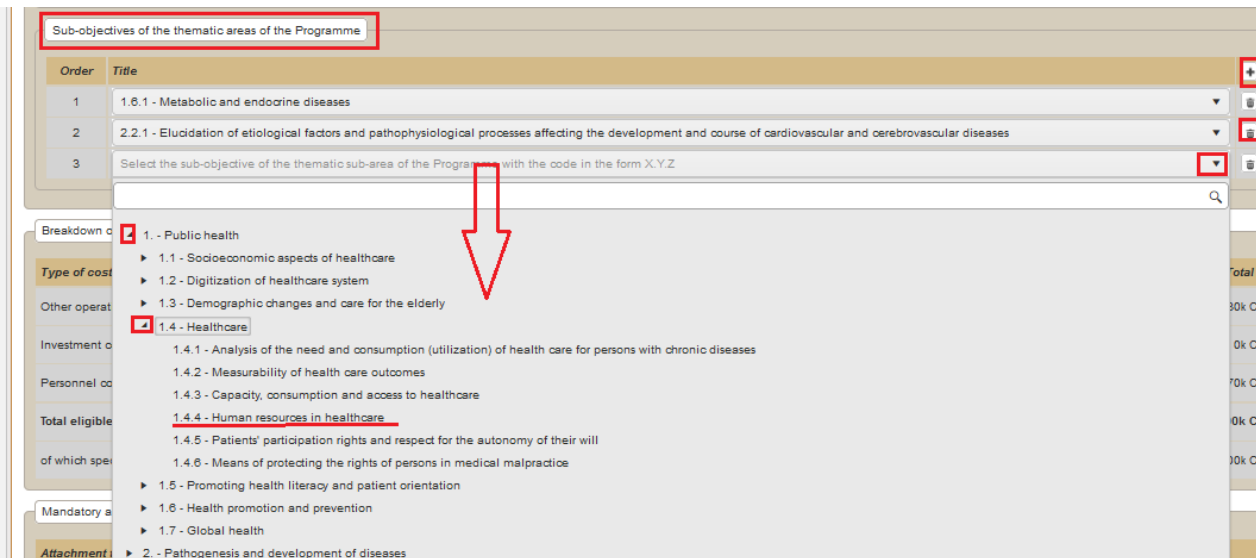
In the „Inclusion in the discipline code OECD” section, select the classification of the project in up to three fields according to importance, the first being **“Main”**, the second **“Minor”** and the third **“Further”** (https://www.vyzkum.cz/storage/att/E6EF7938F0E854BAE520AC119FB22E8D/Prevodnik_oboru_Frascati.pdf). To add fields, use

the plus button  , where you can select the appropriate field classification from the codebook in the row. As this codebook contains multiple entries, you can use the search facility, i.e. just add part of the word to the selection line.

Inclusion in the discipline code OECD

Scale	Title	
Main	30202 - Endocrinology and metabolism (including diabetes, hormones)	
Minor	card	
	30201 - Cardiac and Cardiovascular systems	

The project proposal must be included in at least one **“Sub-objectives of the thematic areas of the Programme”**, the objective can be added using the plus button  , where you select the objective in the row from the tree code list, expanding it by clicking on the arrow  .



Order	Title
1	1.6.1 - Metabolic and endocrine diseases
2	2.2.1 - Elucidation of etiological factors and pathophysiological processes affecting the development and course of cardiovascular and cerebrovascular diseases
3	Select the sub-objective of the thematic sub-area of the Programme with the code in the form X.Y.Z

Breakdown of sub-objectives:

- 1. - Public health
 - 1.1 - Socioeconomic aspects of healthcare
 - 1.2 - Digitization of healthcare system
 - 1.3 - Demographic changes and care for the elderly
 - 1.4 - Healthcare
 - 1.4.1 - Analysis of the need and consumption (utilization) of health care for persons with chronic diseases
 - 1.4.2 - Measurability of health care outcomes
 - 1.4.3 - Capacity, consumption and access to healthcare
 - 1.4.4 - Human resources in healthcare
 - 1.4.5 - Patients' participation rights and respect for the autonomy of their will
 - 1.4.6 - Means of protecting the rights of persons in medical malpractice
 - 1.5 - Promoting health literacy and patient orientation
 - 1.6 - Health promotion and prevention
 - 1.7 - Global health
- 2. - Pathogenesis and development of diseases

The sub-objectives are newly linked to the individual panels according to their focus. Therefore, if you select a goal that does not thematically meet the selected panel or secondary panel, a warning will be displayed: „*The selected sub-goal of the thematic areas of the Programme does not belong to the panel to which you plan to submit your project proposal. An inappropriate choice of panel may result in a negative evaluation of your proposal.*“. However, this warning does not block you from submitting a project proposal; close it with the "cross" button.

11



Sub-objectives of the thematic areas of the Programme

Order	Title
1	1.6.1 - Metabolic and endocrine diseases
2	1.7.4 - Toxicology and health safety

Repeated proposal

Warning

The selected sub-goal of the thematic areas of the Programme does not belong to the panel to which you plan to submit your project proposal. An inappropriate choice of panel may result in a negative evaluation of your proposal.

Part "Repeated proposal"

This section asks whether the proposal now being submitted or a modified version of it has ever been submitted to an MZ/AZV tender in the past **"Has this project proposal, or a modified version of it, been submitted to any of the earlier public tenders?"** (answer type "YES/NO"), if yes, additional supplementary questions will appear: **"Always in the same panel?"** (answer type "YES/NO"), if "No", then **"Why to different panel?"** (text answer), then all the registration number(s) under which the current

proposal has been submitted in the past must be indicated in the text box **"Enter the registration number(s) under which the proposal has been filed in the past:"** and whether **"The comments of rapporteurs and opponents have been reflected in this version?"** ("YES/NO") that have been published in reviews, comments, etc.

Repeated proposal

Has this project proposal, or a modified version of it, been submitted to any of the earlier public tenders? **Yes** ▼

Always in the same panel? **No** ▼

Why to a different panel? **This is an interdisciplinary project.**

Enter the registration number(s) under which the proposal has been filed in the past: **NW25-02-12345, NU23-01-12345**

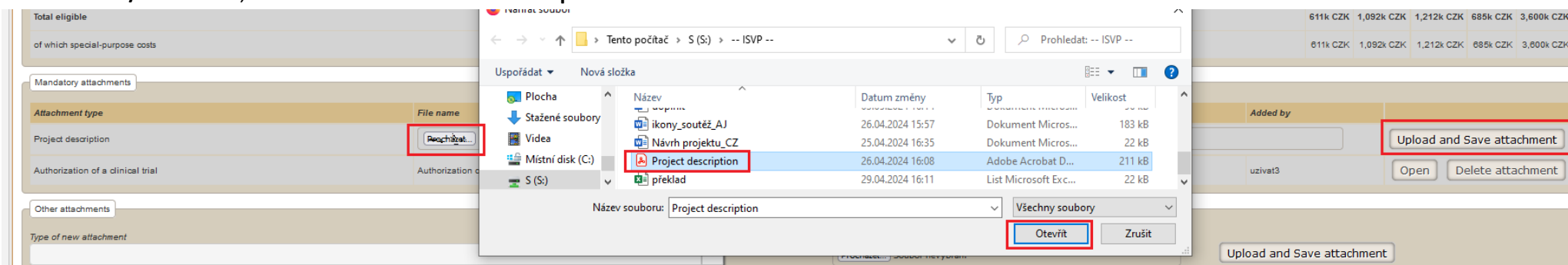
The comments of rapporteurs and opponents have been reflected in this version? **Yes** ▼

Part "Breakdown of total project costs"

Do not fill in this section, it will be automatically filled in by the system (according to the data filled in below).

Part "Mandatory attachments"

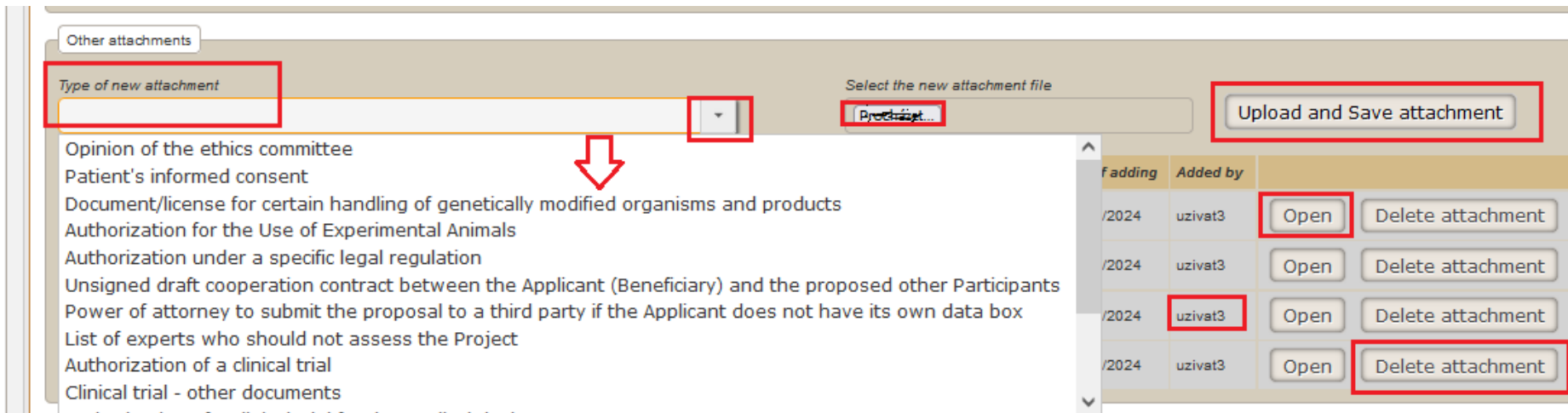
Mandatory annexes are the **"Project description"** and, if the proposal corresponds to a clinical trial of pharmaceuticals or a clinical trial of medical devices, the annexes „Authorization of a clinical trial" or "Authorization of a clinical trial for the medical device", and must therefore be attached to the proposal. To insert an attachment, click on **'Browse...'/ 'Select file'**, select the file and then click on **'Upload and Save attachment'**.



The screenshot shows the 'Mandatory attachments' section of the AZV CR system. A file explorer window is open, displaying the contents of the 'S (S:) -- ISVP --' drive. The file 'Project description' is selected. The 'Upload and Save attachment' button is highlighted in the background.

Part "Other Attachments"

In a similar way to inserting a mandatory attachment, you will also insert **"Other attachments"** to the project, first selecting the **"Type of new attachment"** from the code list (e.g. statement of the ethics committee, informed consent of the patient, copy of special authorisations according to a specific legal regulation, other, etc.). **Annexes that are relevant to the whole project may be inserted in this section.** Annexes which relate only to the proposer - applicant/co-proposer - co-applicant are to be inserted under the relevant tab **'Applicant - xxxxxxxx'** or **'Co-applicant - xxxxxxxx'** in the **'Annexes'** section (e.g. incentive effect, copies of special authorisations under specific legislation, evidence of co-financing from other sources by affidavit of the proposer or confirmation of the intended applicant, etc.). **Once saved, all attachments are displayed in the 'Other attachments' section under the 'Detail' tab.** You can delete an attachment at the point where it was inserted. Deletion of an attachment can be done by the applicant or the authorised person.



Adding	Added by	Open	Delete attachment
/2024	uzivat3	Open	Delete attachment
/2024	uzivat3	Open	Delete attachment
/2024	uzivat3	Open	Delete attachment
/2024	uzivat3	Open	Delete attachment

Part "Managing Co-applicants"

Potential co-applicants can be asked to cooperate in this section, it **is IMPORTANT THAT THE PERSON IS REGISTERED AND ACTIVATED IN THE ISVP WITH THE ROLE OF APPLICANT AT THE SEARCHED INSTITUTION (i.e. AT LEAST ONCE REGISTERED AND WITH COMPLETED PERSONAL DATA) IN THE OPPOSITE CASE THE SYSTEM WILL NOT SEARCH THE PERSON.** To collaborate, you must enter the applicant's (institution's) ID number or name and the last name or email of the co-proposer, then click the **"Load available co-applicants"** button. In the case of universities, a faculty breakdown is required, so it is necessary to select a specific faculty, not the entire university. In this case, for example, the user Vrbíková does not have the role of the petitioner for the entity with the ID number 23833.

Managing Co-applicants

Available co-applicants

Organisation name in Czech ID No. Co-applicant's surname Co-applicant's email

1235 Vrbková

Load available co-applicants

Nebyli nalezeni žádní dostupní spolunavrhovatelé dle zadáných kritérií. Pro zadaný Název či IČO nejsou dostupní žádní navrhovatelé.

First name	Surname	Email	Organisation name in Czech	ID No.	Workplace in Czech
10	Uživatel	.ENTE s.r.o.	27997812	.ENTE s.r.o.	Accepted

Co-applicants

First name	Surname	Organisation name in Czech	ID No.	Workplace in Czech	State of cooperation
10	Uživatel	.ENTE s.r.o.	27997812	.ENTE s.r.o.	Accepted

Cancel cooperation

You can confirm the selected co-applicant by clicking **"Request cooperation"**, then you have to **"Save"** the proposal, which sends an email to the person.

Managing Co-applicants

Available co-applicants

Organisation name in Czech ID No. Co-applicant's surname Co-applicant's email

27997812 Uživatel

Load available co-applicants

First name	Surname	Email	Organisation name in Czech	ID No.	Workplace in Czech
10	Uživatel	iva.vrbikova@azvcr.cz	.ENTE s.r.o.	27997812	.ENTE s.r.o.
4	Uživatel				

Request cooperation

Save Save and Back Back to List Test Print Check Finalize and Submit Cancel the Project Request cooperation


The co-applicant will be entered in the **"Co-applicant"** section, where the status of your application is also visible, i.e. the column **"State of cooperation"** (**"Requested"**). The co-applicant must confirm the application, the status will change to **"Accepted"** and then fill in his/her part of the project proposal, or the cooperation can be cancelled by pressing **"Cancel cooperation"**.

Co-applicants						
First name	Surname	Organisation name in Czech	ID No.	Workplace in Czech	State of cooperation	
10	Uživatel	.ENTE s.r.o.	27997812	.ENTE s.r.o.	Accepted	Cancel cooperation

The potential co-applicant will receive an automatically generated email "Invitation to collaborate on project xxxxx".

The email will be sent from the system address isvp@azvcr.cz.

Výzva k spolupráci na projektu NW25-01-00001



isvp@azvcr.cz


Komu Vrbíková Iva Ing.

😊

↩ Odpovědět

↩ Odpovědět všem

→ Přeposlat



⋮

pá 26.04.2024 16:23

Byla Vám nabídnuta spolupráce na projektu NW25-01-00001.

Pro potvrzení či odmítnutí spolupráce se prosím přihlaste do ISVP zde <http://eregpublic.ksrzis.cz/>

Project detail NW25-01-00005

Detail

Co-applicant - 10 Uživatel

Applicant - 3 Uživatel

Accept cooperation

Refuse cooperation

The potential co-applicant must apply and confirm or reject the application the request for cooperation. If the co-applicant confirms the collaboration, the "Co-applicant - xxxxx" tab will appear at the top and will be filled in (see below B) "Co-applicant - xxxxx" or "Co-applicant - xxxxx" tab).

Part "Project versions"

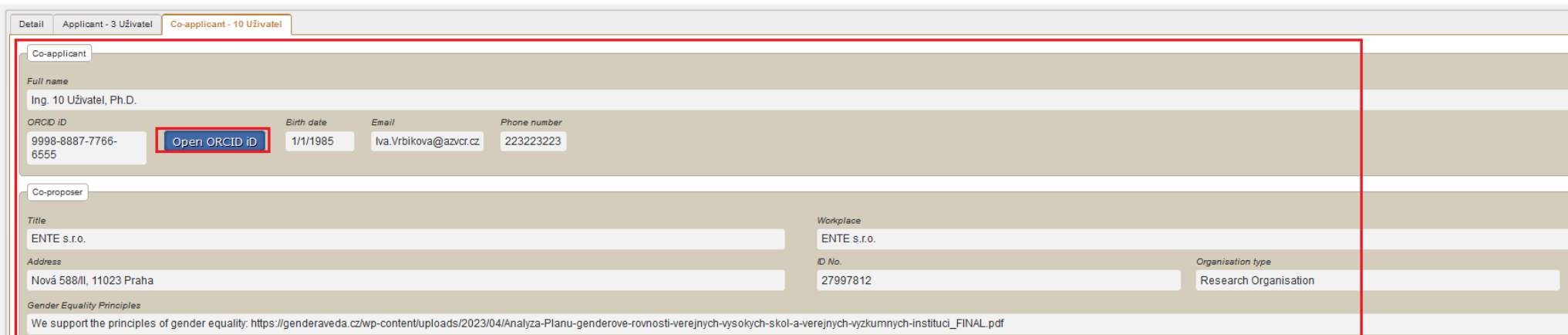
Do not fill in this section, it will be automatically completed by the system according to the versions actually created, including the possibility to download the final PDF of the project proposal, which is sent by data message.

Section "Interim/Final reports"

Do not fill in this section, it will be automatically filled in by the system if the project is proposed for allocation (sub-reports and final report will be available here).

B) Tab "Applicant - xxxxx" or "Co-applicant - xxxxx"

It contains two sections "Applicant" and "Proposer" ("Co-Applicant" and "Co-Proposer") which are automatically generated and cannot be changed. Furthermore, the tab is divided into "Costs - breakdown (in thousands of CZK)", "Costs - total (in thousands of CZK)", "Costs - Cost justification for the year 20xx", "Bibliography", "Related projects", "Attachments", "Authorised persons".



Detail Applicant - 3 Uživatel Co-applicant - 10 Uživatel

Co-applicant

Full name
Ing. 10 Uživatel, Ph.D.

ORCID iD
9998-8887-7766-6555 [Open ORCID iD](#)

Birth date
1/1/1985

Email
Iva.Vrbikova@azvcr.cz

Phone number
223223223

Co-proposer

Title
ENTE s.r.o.

Workplace
ENTE s.r.o.

Address
Nová 588/II, 11023 Praha

ID No.
27997812

Organisation type
Research Organisation

Gender Equality Principles
We support the principles of gender equality: https://genderaveda.cz/wp-content/uploads/2023/04/Analiza-Planu-genderove-rovnosti-verejnych-vysokych-skol-a-verejnych-vyzkumnych-instituci_FINAL.pdf

In addition to the "Full name", the "ORCID iD", "Birth date", "Email" and "Phone number" must be provided for the co/applicant. If the project will be funded, the birth number or, in the case of foreigners, the date of birth (and the birth date in the birth number will be in the format year, month, day, in the case of women, month +50, after the slash, the corresponding number of zeros or nines (e.g. for those born on 29.6.1990, a woman fills in 905629/0000 and a man 900629/0000). These details can be completed by the person of the co/applicant in their contact details "Settings". Titles can also be edited on this tab. After saving with the "Save" button, a green message must appear indicating that the changes have been saved (if a red error message pops up, the changes have not been saved). If the ORCID iD is filled in correctly, the page can be loaded with the "Open ORCID iD" button.



Home Tenders Proposals Projects **Settings** CZ / EN

Supply contact information

Personal data

Front degree First name 3 Surname Uživatel Back degree

Nationality CZ - Czechia Birth date 6/5/1968 Personal number 685605/123_ ORCID iD - mandatory for the role of Applicant 4444-3333-2222-1111 [Open ORCID iD](#)

Consent with the processing of personal data in accordance with GDPR has been granted
11/19/2018 [Text of the Consent](#)

Consent with the processing of personal data in accordance with GDPR has been revoked
[Revoke consent](#)

It is also necessary to fill in the " Organisation type " (Research organization, Small enterprise, Medium enterprise, Large enterprise) in order to correctly determine the intensity of support for individual research categories, so please check (the data is entered once per institution), "Gender Equality Principles" and also the mandatory attachment "Attachment pursuant to Section 14(3)(e) of Act No. 218/2000 Coll., on Budgetary Rules" (this attachment is not mandatory for foreign co-proposers/proposers). If any information is missing, it can be added by selecting the role "Proposer" for the given institution in "Org. Settings" (here you will also find the option to edit the bank details and registered office of the institution).

It is also possible to provide "Document Certifying the Legal Establishment of the Entity" and „Document Certifying Research Activity as an Official Scope of Activity" (includes all institutions that are not on the list of research organizations of the MSMT and declare themselves to be a "Research Organization" or meet the definition of an "Organization for Research and Knowledge Dissemination" according to Commission Regulation (EU) in the submitted project proposal).

Patient organizations declare this fact by checking the "Patient organization" checkbox and attaching a „Document Certifying Research Activity as an Official Scope of Activity" to the "Attachments" section.

For universities, it is also necessary to fill in the "Workplace" (i.e., the relevant faculty). To do so, please contact helpdesk@azvcr.cz.

0 nezpracovaných úloh / tasks to do 0 nových zpráv / new messages 10 Uživateli .ENTE s.r.o. / Uchazeč

Home Tenders Proposals Projects Contracts **Org. Settings** CZ / EN

Subject - .ENTE s.r.o.

Basic data Bank connection Workplace

Basic data of the organisation

Title - Czech: ENTE s.r.o. Name - English: ENTE s.r.o. Email:










ID No.: 27997812 Data Box: Organisation type: Research Organisation Organisation kind: Limited liability company State: BE - Belgium

Organisation address: Street: Nová Building No.: 588 Orientation No.: II Post code: 11023 City: Praha Village:

Contract/decision details: Organisation represented: Organisation registered in:

Attachments

New attachment: Select the type of attachment ... Vybrat soubor Soubor nevybrán Upload

Attachment type	Valid from	File name	
Attachment pursuant to Section 14(3)(e) of Act No. 218/2000 Coll., on Budgetary Rules	2/4/2026	smlouva.pdf	  
Document Certifying the Legal Establishment of the Entity	2/4/2026	publication.pdf	  
Document Certifying Research Activity as an Official Scope of Activity	2/4/2026	DĚKUJEME.pdf	  

Gender Equality Principles

Indicate how gender equality is demonstrated in your institution in English (reference to the Gender Equality Plan - GEP, HR Award or other similar document demonstrating an active approach to promoting non-discrimination may be included).
We support the principles of gender equality: https://genderaveda.cz/wp-content/uploads/2023/04/Analýza-Plánu-genderove-rovnosti-verejnych-vysokych-skol-a-verejnych-vyzkumnych-instituci_FINAL.pdf

Tab "Costs - breakdown (in thousands of CZK)"

AZV ČR: CZECH HEALTH RESEARCH COUNCIL
address: Ruska 2412/85, 100 05 Prague 10, Czech Republic
company ID: 03009491, TAX ID: CZ03009491, e-mail: info@azvcr.cz, web: www.azvcr.cz, data Box ID: f7eike4
phone: +420 271 019 308

Part "Other operating costs", where you fill in the funds for each year, **including possible co-financing** for the individual items **"Material costs"**, **"Travel costs"** (here the limits are set at 100 thousand CZK in the first year of the solution and 200 thousand CZK in the second year. CZK in the following years for the whole project), **"Costs of other services"** and **"Overhead costs"** (here the limit is a maximum of 25 % of direct costs).

Part "Total investment costs "

Do not fill in this section, it will be automatically filled in by the system as indicated below.

Part "Total personnel costs"

Do not fill in this section, it will be automatically filled in by the system as indicated below.

Part "Investment costs"

Use the **"Add asset"** button to add an investment. It is necessary to fill in the desired investment in the field **"Asset name in English"**, its price in the field **"Purchase price (in thous. CZK)"**, then depreciation in the column **"Depreciation (in thous. CZK)"** for each year or you can enter a summary of the amount of recognised costs for the acquisition of tangible/intangible fixed assets in the field of the first year. Furthermore, the utilisation is filled in the field **"Usage (in %)"**, the column **"Cost (in thous. CZK)"** will be calculated (rounded if necessary). The investment can be removed by clicking on the button **"Remove investment"**.

Personnel costs have five parts **"Personnel costs - Wages"**, **"Personnel costs - Extraord. remuneration"**, **"Personnel costs - Agreements"**, **"Personnel costs – Scholarships"** and **"Personnel costs - Other"**

Part "Personnel costs - Wages"

The persons who will be working on the project (applicant min. 0.20; co-applicant min. 0.10; maximum 1.00, excluding the cumulative time for Administrative/Technical/support staff (ATS)) should be filled in here.

The "1st team member" is always pre-filled by the applicant or co-applicant, for whom it is necessary to add the **"Job title in English"**, **"Working capacity"** and **"Wage (in thous. CZK)"**.

Additional persons can be added using the **"Add team member"** button or newly added persons can be removed using the **"Remove team member"** button. Account for administrative, technical or support staff (ATS) can be filled in cumulatively and it is necessary to tick **"Administrative/technical/support staff"**.

If students/junior researchers will be involved in the project, the appropriate box for **"Student/Junior"** must be ticked. The student/junior researcher must be "categorised" into one of the categories, either as a professional collaborator (full-time or contract), then the name, surname and date of birth must be filled in, or as an additional collaborator, the **"Administrative/technical/support staff "** field must be ticked, then the name, surname and date of birth need not be filled in. **"First name"**, **"Surname"** are not required and **"Date of birth"** for ATS, **for other persons this is required (these are professional associates)**. The field **'Job title in English'** must be completed for all persons, as well as **"Working capacity"** and **"Wage (in thous. CZK)"**.

Personnel costs - Wages

1. Team member

Student ☐ Administrative/technical/support staff ☒

No No

Title before 3 Surname Title after Date of birth

Job title

Principal Investigator

Costs

Year	Working capacity	Wage (in thous. CZK)
2026	<input type="text"/>	<input type="text"/>
2027	<input type="text"/>	<input type="text"/>
2028	<input type="text"/>	<input type="text"/>
2029	<input type="text"/>	<input type="text"/>

2. Team member

Student ☐ Administrative/technical/support staff ☒

Title before First name Surname Title after Date of birth

Job title

Administrative/technical/support staff

Costs

Year	Working capacity	Wage (in thous. CZK)
2026	<input type="text"/>	<input type="text"/>
2027	<input type="text"/>	<input type="text"/>
2028	<input type="text"/>	<input type="text"/>
2029	<input type="text"/>	<input type="text"/>

Remove team member

Add team member

Part „Personnel costs - Extraord. remuneration“

Exceptional remuneration is also eligible, subject to compliance with generally applicable legislation. Remuneration can also be planned for ATs or students/junior researchers, but the appropriate box must be ticked for **"Administrative/technical/support staff"** or **"Student/Junior"**. In all cases, except in the case of an ATS, the **"First Name"**, **"Surname"** and **"Date of birth"** must be filled in. The **"Job title in English"** field must be completed for all persons. Furthermore, it is necessary to define the **"Employment relationship"** that the person has with the co/proposer, i.e. **"Work relationship"** (full/part-time) or **"Work agreement"** and the requested amount of extraordinary remuneration **"Amount (in thous. CZK)"**. The remuneration can be added by clicking on **"Add extraord. remuneration"** and removed by clicking on **"Remove extraord. remuneration"**.

Personnel costs - Extraord. remuneration

1. Extraord. remuneration

☐ Student

☐ Administrative/technical/support staff

Title before

First name

Surname

Title after

Date of birth

Job title

Costs

Year	Employment relationship	Amount (in thous. CZK)
2026	Work agreement	100
2027	Work agreement	100
2028	Work relationship	150
2029	Work relationship	150

Remove extraord. remuneration

Add extraord. remuneration

Part "Personnel costs - Agreements"

Here are the persons who will cooperate on the basis of an agreement for work activity or an agreement for work performance, you can add a person by clicking on **"Add agreement"** or remove them by clicking on **"Remove agreement"**. A stipend can also be planned for ATSs or students/junior researchers, but the appropriate box for **"Administrative/technical/support staff"** or **"Student/Junior"** must be ticked. In all cases, except for ATS, the **"First Name"**, **"Surname"** and **"Date of birth"** must be filled in. The **"Job title in English"** field must be completed for all persons. You can choose the type of agreement.

Personnel costs - Agreements

1. Agreement

Student/Junior ☐ Administrative/technical/support staff ☐

Title before First name Surname Title after Date of birth

Job title in English

Other personnel Agreements

Costs

Year	Agreement type	No. of hours	Amount (in thous. CZK)
2027	DPP	<input type="text" value="50"/>	<input type="text" value="150"/>
2028	DPP	<input type="text" value="50"/>	<input type="text" value="150"/>
2029	DPČ	<input type="text" value="50"/>	<input type="text" value="150"/>
2030	DPČ	<input type="text" value="50"/>	<input type="text" value="150"/>

Remove agreement

Add agreement

HEIs can, for a particular student, claim a **Research, Development and Innovation Scholarship under the Higher Education Act** by clicking on **"Add scholarship"**, then you need to fill in **"First Name"**, **"Surname"** and **"Date of birth"** and again **"Job Title in English"** and the required **"Amount" (in thous. CZK)**. The stipend can be withdrawn by clicking on **"Remove scholarship"**.

Personnel costs - Scholarships (in thousands CZK)

1. Scholarship

Title before First name Surname Title after Date of birth

Job title

Costs

Year	Amount (in thous. CZK)
2025	<input type="text" value="0"/>
2026	<input type="text" value="0"/>
2027	<input type="text" value="0"/>
2028	<input type="text" value="0"/>

Remove scholarship

Add scholarship

Part "Personnel costs – Other“

In this section you will enter the contributions for all personal costs (health and social insurance, FKSP and any other funds) for each year.

Tab "Costs - total (in thousands CZK)"

In the section "Financial provision of the project", indicate the co-financing of the project in the lines "Support from other public sources (domestic and foreign)" and "Support from non-public sources (own funds, private subsidies)", **indicating whether the funds contributed are "Non-investment" or "Investment"** (depending on which item you are co-financing), the lines "Total Provider subsidy of the Project", "Eligible costs from all funding sources" and "The Support intensity:" will be automatically completed.

"Proposer's declarations affecting the max. intensity of the support" here is pre-filled by default with "No cross-border cooperation", there is also the option to select "It is a cross-border cooperation" and in the section "Research results" is set by default to "Will be publicly disseminated" with an additional option to select "Will not be publicly disseminated". If any of the two options is changed, the button "Ser max. support intensity" must be used and the aid intensity percentages in the section "Maximum intensity of support (in thousands of CZK)" may change accordingly. In this section it is also necessary to determine the share of funding for activities according to the type of research 'Basic research' (**WARNING all costs are added to the field 'Basic research' i.e. 100% basic research, must be reallocated**), „Applied research“ and 'Experimental development'. In the last section 'Breakdown of eligible project costs', the costs are automatically added up by year.

Costs - breakdown (in thousands CZK) **Costs - total (in thousands CZK)** Costs - Cost justification for the year 2025 Bibliography Related projects Attachments Authorised persons

Financial provision of the project (in thousands CZK)

Financial support type	Type of funds	2025 (in thous. CZK)	2026 (in thous. CZK)	2027 (in thous. CZK)	2028 (in thous. CZK)	Total (in thous. CZK)
Total Provider subsidy of the Project		0	0	0	0	0
Support from other public sources (domestic and foreign)	Non-Investment	0	0	0	0	0
Support from other public sources (domestic and foreign)	Investment	0	0	0	0	0
Support from non-public sources (own funds, private subsidies)	Non-Investment	0	0	0	0	0
Support from non-public sources (own funds, private subsidies)	Investment	0	0	0	0	0
Eligible costs from all funding sources		0	0	0	0	0
The Support Intensity: 0%						

Proposer's declarations affecting the max. intensity of the support

I declare that:

Research results:

Maximum intensity of support (in thousands of CZK)

Research type	Eligible costs (in thous. CZK)	Share of the project	Max. supported amount (in thous. CZK)	Max. support intensity
Basic research	0	0.00%	0	100.00%
Applied research	0	0.00%	0	100.00%
Experimental development	0	0.00%	0	100.00%
Total	0	100.00%	0	0.00%

Breakdown of eligible project costs (in thousands CZK)

Type of cost	2025	2026	2027	2028	Total
Other operating costs	0k CZK	0k CZK	0k CZK	0k CZK	0k CZK
Investment costs	0k CZK	0k CZK	0k CZK	0k CZK	0k CZK
Personnel costs	0k CZK	0k CZK	0k CZK	0k CZK	0k CZK
Total eligible	0k CZK	0k CZK	0k CZK	0k CZK	0k CZK
of union special-purpose costs	0k CZK	0k CZK	0k CZK	0k CZK	0k CZK

Tab "Costs - Cost Justification for the year 20xx"

In this section, please provide a justification of the costs in English for the first year (Material costs/Travel costs/ Costs of other services/Overhead costs/Personnel costs/Investment costs). In the event of a significant increase in the required costs or the acquisition of an 'investment' in subsequent years, justify the solution this as well. „Transfers of funds, Breakdown of the use of the special-purpose fund (FÚUP)“, „Breakdown of the use of unspent special-purpose fund (NÚUP)“ section is to be completed only subsequently when the interim/final report is produced.

Costs - breakdown (In thousands CZK)	Costs - total (In thousands CZK)	Costs - Cost justification for the year 2025	Bibliography	Related projects	Attachments	Authorised persons
Costs - Cost justification for the year 2025						
Please fill in the cost justification in English only: if you are planning a significant increase in the required costs in the next years of the project or the acquisition of tangible and intangible fixed assets, please provide a justification for these costs as well.						
Material costs						
Travel costs						
Costs of other services						
Overhead costs						
Personnel costs						
Investment costs						
Transfers of funds						
Breakdown of the use of the special-purpose fund (FÚUP)						
Breakdown of the use of unspent special-purpose fund (NÚUP)						

Tab "Bibliography"

In the section " **Complete bibliographic data (max. 5) of the most significant results of scientific and research activities according to the current Methodology for Evaluation of Research and Development Results**" you can enter data on up to five significant results of scientific and research activities (e.g. journal publications,



monographs, granted patents, etc.) using the plus button. The name of the result must be entered in the "**Result**", "**Result type**" and "**Database**" fields, select from the relevant code list. The "**Specify another database**" window will only be active if you specify "**Other**" from the dial in the "**Database**" section. For each publication, the number of citations found using Web of Science (or ERIH, SCOPUS with the described methodology) will be listed in the "**Citations**" column and for each article in an impacted journal, the journal's "**Impact factor**" will be listed. In addition, the "**Quartile**" or "**Decile**" of the journal in the year of publication will be given. The result can optionally be removed with the trashcan icon.

In the section " **Total number of results defined in the currently valid Methodology for Evaluation of Research and Development Results for the last 5 years (according**



to RIV)", use the plus button to add a row where you select the result "**Result type**" in the code list and enter the number of results (of this type) created in the last five years.

In the section "**Outputs for the last 5 years**" a list of specific outputs/results for the last 5 years will be attached (free form in PDF, in English, original Czech names may be retained). Furthermore, information on "**Publication results for the last 5 years, where the applicant is the first and/or corresponding author**" will be filled in, including information on the author's position (first, corresponding), article title, journal title, journal IF, quartile, journal decile according to WoS, all valid at the time of publication.

In the "**Contribution to the field**" section, please provide a verbal commentary on the significance of the most important results achieved by the applicant /co-applicant and their major contribution to the field in English (field is limited to a maximum of 1000 characters).

In the "**History of international cooperation**" section, please provide specific examples of international cooperation, e.g. international projects, involvement in international consortia or joint research activities evidenced by joint publications in English (the field is limited to a maximum of 1000 characters).

In the section "**Total number of citations without self-citations and h-index according to WoS**," fill in the number of citations in the "**Number of citations**" field and the h-index of the applicant/co- applicant in the "**h-index**" field according to Web of Science.

Costs - breakdown (in thousands CZK) Costs - total (in thousands CZK) Costs - Cost justification for the year 2027 **Bibliography** Related projects Attachments Authorised persons

Complete bibliographic data (max. 5) of the most significant results of scientific and research activities according to the current Methodology for Evaluation of Research and Development Results

Result type	Author's position	Database	Specify another database	Citations	Impact factor	Quartile	Decile
1	Imp - Article in professional journal, impacted	First:	Corresp.:	0	0.000	2	0

Total number of results defined in the currently valid Methodology for Evaluation of Research and Development Results for the last 5 years (according to RIV)

Result type Count

Outputs over the last 5 years

List of outputs for the last 5 years:

Publication results for the last 5 years where the applicant is the first and/or corresponding author

Result type	Author's position	Database	Specify another database	Citations	Impact factor	Quartile	Decile
1	Imp - Article in professional journal, impacted	First:	Corresp.:	0	0.000		

Contribution to the field

Verbal commentary on the significance of the most important results achieved by the applicant/co-applicant and his/her major contribution to the field (in English, max. 1000 characters)

History of international cooperation

Specific examples of international cooperation, e.g. international projects, involvement in international consortia or joint research activities evidenced by joint publications (in English, max. 1000 characters)

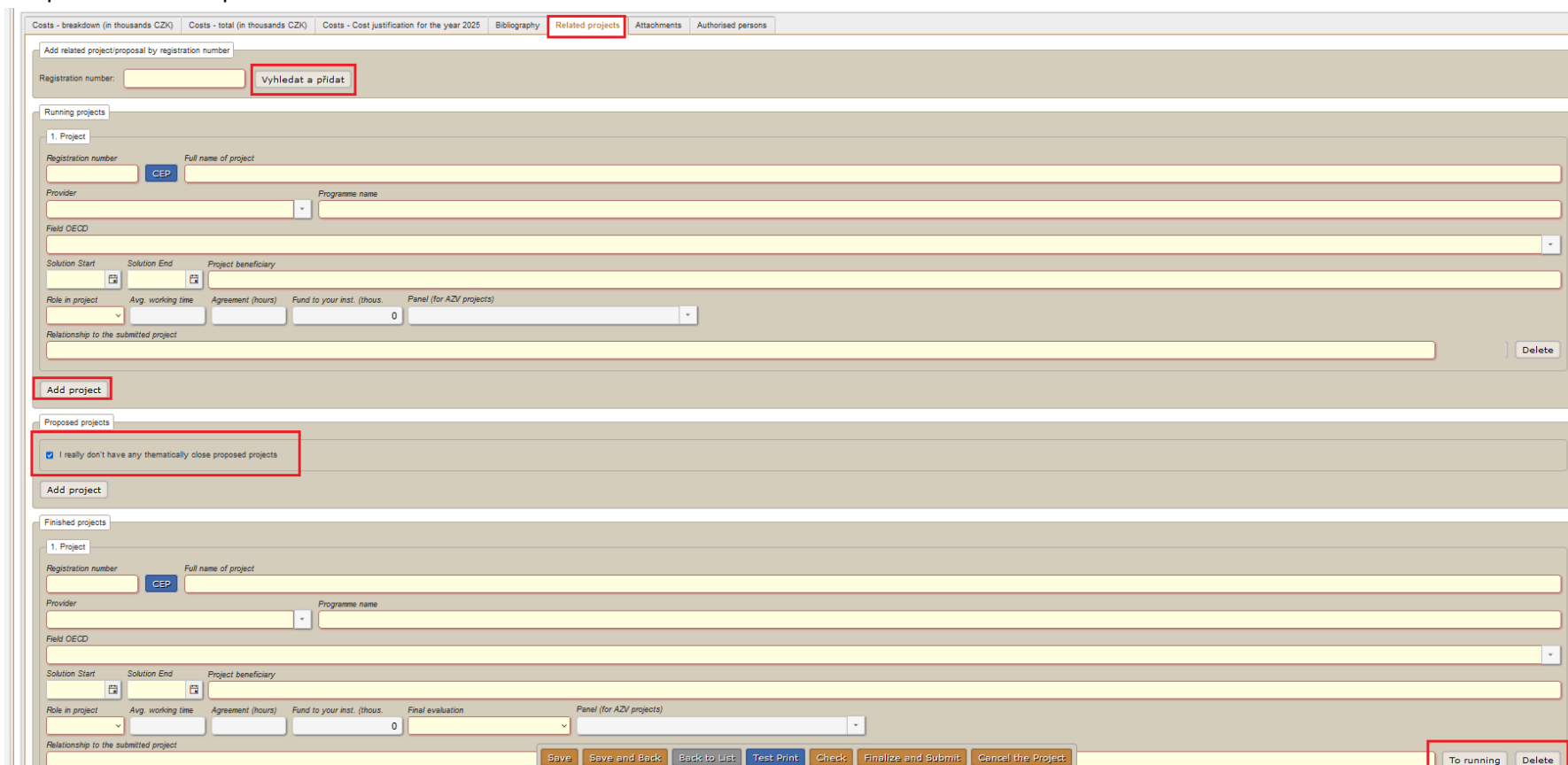
Total number of citations without self-citations and h-index according to WoS

Number of citations h-index

Tab "Related projects"

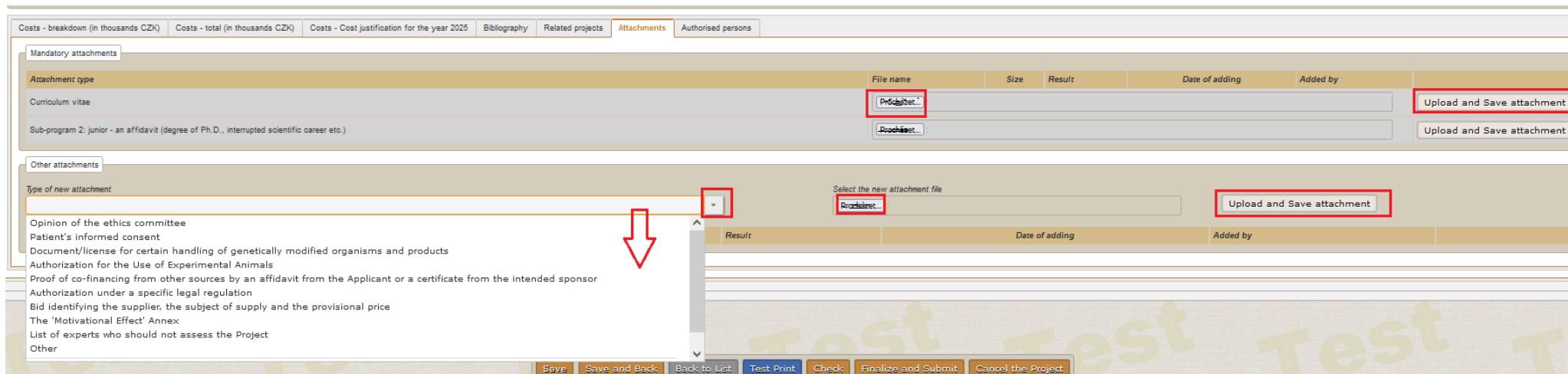
This section shall include information on projects (of the applicant, co- applicant(s)) submitted/resolved/completed with dedicated support provided under the Act 130/2002 Coll. from all providers. The section „Running projects“ lists all ongoing projects of the applicant, co-applicant(s) (regardless of the topic). Information of all thematically close projects (of the applicant, co-applicant(s)) completed in the last three years shall be entered under „Finished projects“, and similar information on thematically similar projects submitted (proposed) for earmarked support shall be entered under „Proposed projects“. Projects can be searched by registration number and by pressing "Search and add", if the project is traced in ISVP or CEP R&D&I, the information is added to the relevant fields, which can be edited (changed) or deleted. Please check the completed fields and fill in the unfilled fields. If the project has not been traced, the message below will appear.

To add projects manually, use **"Add project"** in the relevant section. Completed ones can be removed by clicking **"Delete"**. All yellow shaded fields must be filled in, then it is mandatory to fill in either the time (registration) or the agreement (number of hours on the project), the second field is left blank. **If the co/ applicant does not have a proposal or project, he/she has to tick the respective fields "I really don't have any running projects", "I really don't have any thematically close proposed projects", "I really don't have any thematically close finished projects".** **If the registration numbers of running or completed projects are correctly filled in, the relevant page in the CEP (<https://www.isvavai.cz/cep>) can be loaded by clicking on the "CEP" button.** Alternatively, projects can be moved between the project groups 'In Progress', 'Proposed' and 'Completed'.



The **"Attachments"** tab of contains **"Mandatory attachments"** where the applicant (co-applicant) will insert his/her CV. To upload an attachment, click on **"Browse..."/"Select file"**, select the appropriate file and then click on **"Upload and Save attachment"**. In a similar way to inserting a mandatory attachment, you can also insert **"Other attachments"** to the project, but in addition select **"Type of new attachment"** from the code list (e.g. incentive effect, supplier identification offer, proof of co-financing from other sources, special authorisations, etc.). **NOTE: Attachments that relate only to the proposer - applicant /co-proposer- co-applicant** (i.e. on the

relevant tab "**Applicant - xxxxxxx**" or "**Co-applicant - xxxxxxx**") and that are required to be attached to the project, if its nature requires it, **are inserted here**. Once saved, all attachments are displayed under "Other attachments" on the "Detail" tab. You can delete an attachment at the point where it was inserted. The deletion of an annex can be done by the applicant or by the authorised person of the co/applicant.



The screenshot shows the 'Attachments' tab in the AZV CR system. It is divided into two sections: 'Mandatory attachments' and 'Other attachments'.

Mandatory attachments:

Attachment type	File name	Size	Result	Date of adding	Added by	
Curriculum vitae	<input type="text" value="Průběžně..."/>					<input type="button" value="Upload and Save attachment"/>
Sub-program 2: junior - an affidavit (degree of Ph.D., interrupted scientific career etc.)	<input type="text" value="Průběžně..."/>					<input type="button" value="Upload and Save attachment"/>

Other attachments:

Type of new attachment:

Select the new attachment file:

Below these sections is a list of attachment types with a dropdown menu and a red arrow pointing to it:

- Opinion of the ethics committee
- Patient's informed consent
- Document/license for certain handling of genetically modified organisms and products
- Authorization for the Use of Experimental Animals
- Proof of co-financing from other sources by an affidavit from the Applicant or a certificate from the intended sponsor
- Authorization under a specific legal regulation
- Bid identifying the supplier, the subject of supply and the provisional price
- The 'Motivational Effect' Annex
- List of experts who should not assess the Project
- Other

At the bottom of the form are several buttons: Save, Save and Back, Back to List, Test Print, Check, Finalize and Submit, and Cancel the Project.

Tab "Authorized persons" In this section you can search for persons (enter the surname of the person who has activated the ISVP account and press "**Search**") who will be able to edit your project i.e. "**Add as editor**" or read it i.e. "**Add as reader**". The selected persons will be entered in the "**Active Authorized Persons**" section, where you can terminate the access of the person using the "**Terminate access**" button.

Costs - breakdown (in thousands CZK) Costs - total (in thousands CZK) Costs - Cost justification for the year 2025 Bibliography Related projects Attachments **Authorised persons**

Authorised persons

Finding an authorised person

Surname
uživatel

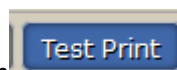
First name	Surname	Organisation name	
10	Uživatel	ENTE s.r.o.	<input type="button" value="Add as Editor"/> <input type="button" value="Add as Reader"/>
4	Uživatel	ENTE s.r.o.	<input type="button" value="Add as Editor"/> <input type="button" value="Add as Reader"/>

Active Authorised Persons

First name	Surname	Role	Organisation name	
4	Uživatel	Editor	ENTE s.r.o.	<input type="button" value="Terminate access"/>

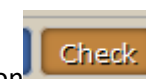
5) FINALISATION AND SUBMISSION OF THE PROJECT PROPOSAL

The PDF of the proposal can be viewed by clicking on the "Test print" button



, **WARNING this PDF is not final and is not sent to ISDS, in the header you will find the text "--- TEST PRINT ---".**

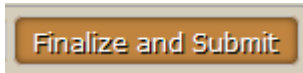
If you have completed the entire project proposal, we recommend checking the completed fields by clicking the "Check" button



. If there is an error in the proposal, a red bar will appear with text describing the error (e.g. the project name and objectives are missing in the picture).

If the proposal is OK, a green bar will appear with the text "Proposal OK".

If the proposal is in order, the project can be submitted and thus a final PDF (see below) can be obtained and sent to ISDS. Use the **"Finalize and Submit"** button



A confirmation window will appear with the text **"Are you sure you want to finalize the project?"** confirm **"Finalize"** here. If the proposal has been finalised, the text **"Proposal submitted"** will appear.

In the **"Detail"** tab under **"Project Versions"**, **download the PDF (of the project proposal) to send to ISDS**, by pressing the **"Download PDF"** button. The document can be found in the folder **"downloaded documents"** etc., depending on the PC settings. The draft PDF does not need to be renamed and must not be modified in any way.

Project versions					
Valid from	Valid to	Version reason	Version state	Received ISDS	
6/1/2023 7:57 AM		Proposal			Download PDF

The project version status changes from **"New"** to **"Valid"**. Send the downloaded draft (PDF) of the project via data box to the data box of the AZV ČR with the identifier **"f7eike4"**.

PDF inspection

To verify the authenticity of the project proposal submitted via data mailboxes, this PDF document is stamped with an electronic seal (signature).

The advantage of this solution is that the authentication of the document is not affected by its possible storage or its addition with information from antivirus programs, etc. The crucial signed part of the document is not changed.

You can verify the **correctness of the document by opening it in Adobe Reader**. A **signature block will appear in the header of the first page and the following three cases may occur:**

Platný podpis

Digitally signed by A-BOK
Date: 2020.05.05 10:04:22 +02:00



Neznámá platnost

Digitally signed by A-BOK
Date: 2020.05.05 10:04:22 +02:00



Neplatný podpis

Digitally signed by A-BOK
Date: 2020.05.05 10:04:22 +02:00



If the **"Valid Signature"** document is **in order** and the signature has been verified on your computer, the **PDF can be sent via data mailbox**.

In the case of **"Unknown validity"** the document is also **fine**, but the signature cannot be verified on your computer, the **PDF can be sent by data mailbox**.

In case of **"Invalid signature"** the **document is damaged** and you **have to download it again from ISVP**.

If you would like to verify the validity of your signature when "Unknown Validity" is displayed, you will need to update the list of trusted CAs in Adobe Reader. This can be done using the following procedure:

1. Use the menu item Edit/Preferences..., the Preferences dialog will appear.
2. In Category, select "Rights Manager"
3. In the "Automatic updates to the European Union Trusted List (EUTL)" block, press the Update button.
4. If you see the "Update Trusted Certificates" dialog asking "Do you want to install them?", press OK.
5. Finally, you will see the confirmation "Security settings have been successfully updated.", which you can close by clicking OK.
6. Also close the Preferences dialog with the OK button.

When you open the PDF file with the project proposal, the "Valid signature" option should already be displayed.

If you use another PDF viewer that verifies electronic signatures, the display of the signature validity is similar.

Modification of a submitted proposal

The proposal can be edited again after submission by clicking on "Edit submitted proposal". The message "ATTENTION!!! After starting new edits, you must 'Finalize and Submit' the project proposal AGAIN and send it via ISDS. Do you really want to proceed?". **So if you really confirm with the "Yes" button, you have to "Finalize" the proposal again. and submit" and also re-download (the correct version of the proposal "Download PDF") and send the PDF proposal to ISDS, even if you have not made any changes in the end.**

6) CHECKING THE PAIRING OF THE SUBMITTED PROJECT PROPOSAL

After sending the final PDF of the project proposal by data message, it is advisable to check whether the sent PDF has been paired with the project proposal in the ISVP. This information can be found in the project detail tab labelled "Detail" in the bottom section called "Project version", where in the column "Accepted by ISDS" it must be "OK" ("OK" must be for the version of the proposal that you downloaded using "Download PDF", this PDF must not be changed, e.g. translated, if no modifications have been made and resubmitted, this version is found on the first line). If the text "With error" appears in the column, the data message has not been paired with the ISVP (document violation), so it is necessary to generate a PDF and resend it by data message, if the column reads 'No', the data message has not yet been sent or the data message has not yet been picked up and forwarded to the AZV to the ISVP.

Project versions					
Valid from	Valid to	Version reason	Version state	Received ISDS	
6/1/2023 7:57 AM		Proposal	Valid	All right	Download PDF

7) PRINCIPLES OF GENDER EQUALITY

For the institution, you can fill in the method of demonstrating gender equality under the icon **"Settings org."** under **"Gender Equality Principles"**, this information is added by the **"Proposer" role** (it is valid for the whole institution).

Gender Equality Principles

Indicate how gender equality is demonstrated in your institution in English (reference to the Gender Equality Plan - GEP, HR Award or other similar document demonstrating an active approach to promoting non-discrimination may be included).

We support the principles of gender equality: https://genderaveda.cz/wp-content/uploads/2023/04/Analyza-Planu-genderove-rovnosti-verejnych-vysokych-skol-a-verejnych-vyzkumnych-instituci_FINAL.pdf

In this section, instead of or in addition to the text, it is also possible to insert a link (to the web) to the Gender Equality Plan (GEP), HR Award, implementation of the Women's Equality Strategy Gender Equality Strategy 2020-2030, internal VO directive or other similar document demonstrating an active approach to promoting non-discrimination. As this field is subsequently transcribed into the project proposal in both the online and PDF version, the data must be filled in English, the field is limited to 2,000 characters.

The integration of the gender dimension should be described within the specific project (across the "project description" annex).

34

8) ATTACHMENT PURSUANT TO SECTION 14(3)(E) OF ACT NO. 218/2000 COLL., ON BUDGETARY RULES

This annex replaces the affidavit on the Act on Budgetary Rules (not relevant for foreign entities). The annex is inserted by the **"Proposer" role** under the **"Org. Settings"** icon in the **"Annexes"** section. Enter the necessary information required by this Act in the annex (free PDF format).

CONTACTS

Methodological support of the system is provided by the AZV ČR: helpdesk@azvcr.cz; +420 271 019 257

The technical support of the system is provided by the Office of the Information System of the Czech Republic: helpdesk.registry@uzis.cz; +420 222 269 999