



European
Commission

EU Rapid Alert System for dangerous non-food products

2019 results

The **Rapid Alert System** enables national authorities to quickly exchange information about dangerous products, thus allowing other member countries to screen their market and take appropriate action should the same product be found.

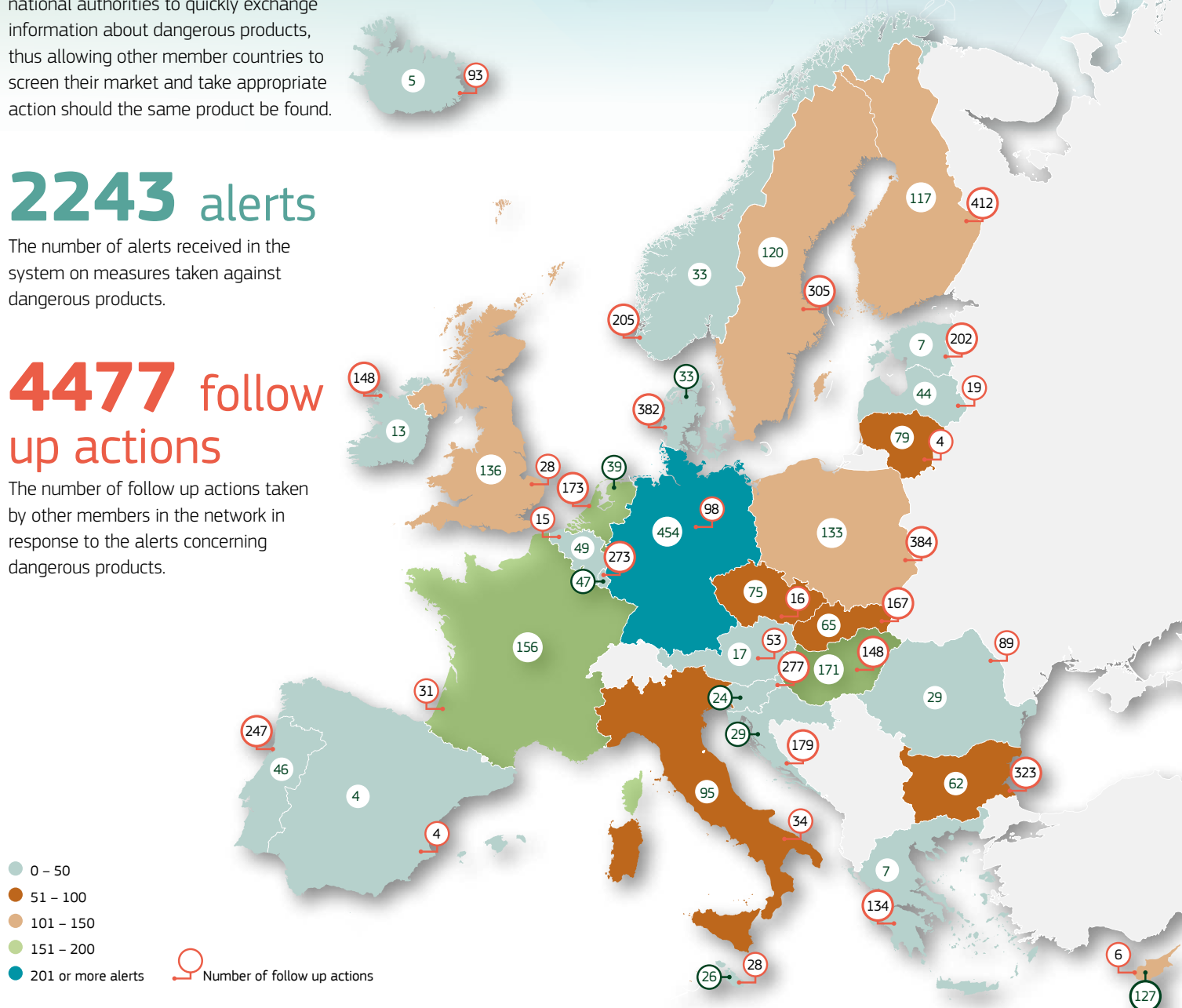
2243 alerts

The number of alerts received in the system on measures taken against dangerous products.














































4477 follow up actions





























































The number of follow up actions taken by other members in the network in response to the alerts concerning dangerous products.

ALERTS AND FOLLOW UP ACTIONS PER COUNTRY IN 2019



	THE THREE MOST COMMON PRODUCT CATEGORIES NOTIFIED			THE THREE MOST COMMON RISKS NOTIFIED		
 European Union	29%  Toys	23%  Motor vehicles	8%  Clothing, textiles and fashion items	27%  Injuries	23%  Chemical	13%  Choking
 Belgium	24%  Toys	18%  Hobby/sports equipment	16%  Pyrotechnic articles	19%  Injuries	18%  Burns	18%  Fire
 Bulgaria	42%  Clothing, textiles and fashion items	18%  Childcare articles and children's equipment	10%  Electrical appliances and equipment	28%  Injuries	22%  Choking	10%  Electric shock
 Czechia	49%  Toys	24%  Cosmetics	9%  Electrical appliances and equipment	55%  Chemical	15%  Environment	9%  Choking
 Denmark	55%  Toys	30%  Electrical appliances and equipment	6%  Pyrotechnic articles	29%  Electric shock	24%  Chemical	18%  Choking
 Germany	74%  Motor vehicles	5%  Toys	5%  Clothing, textiles and fashion items	69%  Injuries	15%  Chemical	8%  Fire
 Estonia	43%  Cosmetics	14%  Toys	14%  Clothing, textiles and fashion items	71%  Chemical	14%  Microbiological	14%  Injuries
 Ireland	77%  Cosmetics	8%  Electrical appliances and equipment	8%  Chemical products	57%  Microbiological	14%  Chemical	14%  Electric shock
 Greece	86%  Toys	14%  Stationery		25%  Injuries	25%  Chemical	25%  Choking
 Spain	75%  Toys	25%  Childcare articles and children's equipment		75%  Choking	25%  Injuries	
 France	35%  Toys	23%  Motor vehicles	5%  Electrical appliances and equipment	24%  Injuries	21%  Choking	16%  Chemical

	THE THREE MOST COMMON PRODUCT CATEGORIES NOTIFIED			THE THREE MOST COMMON RISKS NOTIFIED		
 Croatia	28%  Toys	28%  Electrical appliances and equipment	14%  Childcare articles and children's equipment	24%  Chemical	22%  Electric shock	19%  Injuries
 Italy	36%  Chemical products	25%  Toys	14%  Jewellery	59%  Chemical	16%  Injuries	9%  Strangulation
 Cyprus	57%  Clothing, textiles and fashion items	29%  Toys	6%  Electrical appliances and equipment	39%  Injuries	27%  Chemical	18%  Choking
 Latvia	66%  Toys	11%  Lighting chains	9%  Chemical products	31%  Chemical	29%  Environment	13%  Choking
 Lithuania	52%  Toys	22%  Cosmetics	8%  Clothing, textiles and fashion items	33%  Chemical	27%  Choking	17%  Environment
 Luxembourg	74%  Toys	9%  Protective equipment	4%  Motor vehicles	43%  Chemical	30%  Choking	15%  Injuries
 Hungary	43%  Toys	15%  Electrical appliances and equipment	11%  Clothing, textiles and fashion items	27%  Choking	23%  Electric shock	11%  Chemical
 Malta	50%  Toys	12%  Electrical appliances and equipment	12%  Motor vehicles	31%  Environment	19%  Choking	13%  Injuries
 Netherlands	73%  Hobby/sports equipment	13%  Toys	5%  Childcare articles and children's equipment	43%  Fire	40%  Burns	6%  Chemical
 Austria	41%  Toys	12%  Cosmetics	12%  Motor vehicles	24%  Chemical	18%  Fire	18%  Injuries
 Poland	59%  Toys	10%  Lighting chains	8%  Lighting equipment	25%  Choking	18%  Electric shock	17%  Chemical

	THE THREE MOST COMMON PRODUCT CATEGORIES NOTIFIED			THE THREE MOST COMMON RISKS NOTIFIED		
 Portugal	96%  Motor vehicles	2%  Chemical products	2%  Furniture	80%  Injuries	16%  Fire	2%  Chemical
 Romania	28%  Clothing, textiles and fashion items	24%  Toys	21%  Motor vehicles	34%  Choking	34%  Injuries	13%  Strangulation
 Slovenia	42%  Toys	13%  Clothing, textiles and fashion items	13%  Cosmetics	32%  Chemical	16%  Choking	16%  Injuries
 Slovakia	46%  Toys	15%  Jewellery	14%  Other	33%  Chemical	20%  Choking	20%  Injuries
 Finland	22%  Toys	12%  Electrical appliances and equipment	11%  Cosmetics	34%  Chemical	23%  Electric shock	14%  Choking
 Sweden	36%  Toys	23%  Electrical appliances and equipment	8%  Jewellery	48%  Chemical	38%  Environment	5%  Electric shock
 United Kingdom	35%  Motor vehicles	24%  Toys	21%  Electrical appliances and equipment	31%  Injuries	22%  Electric shock	11%  Chemical
 Iceland	40%  Childcare articles and children's equipment	20%  Chemical products	20%  Toys	33%  Chemical	33%  Injuries	17%  Environment
 Norway	94%  Cosmetics	6%  Childcare articles and children's equipment		94%  Chemical	6%  Injuries	

