



European  
Commission

# EU Rapid Alert System for dangerous non-food products 2018 results per country

ALERTS AND FOLLOW UP ACTIONS PER COUNTRY IN 2018

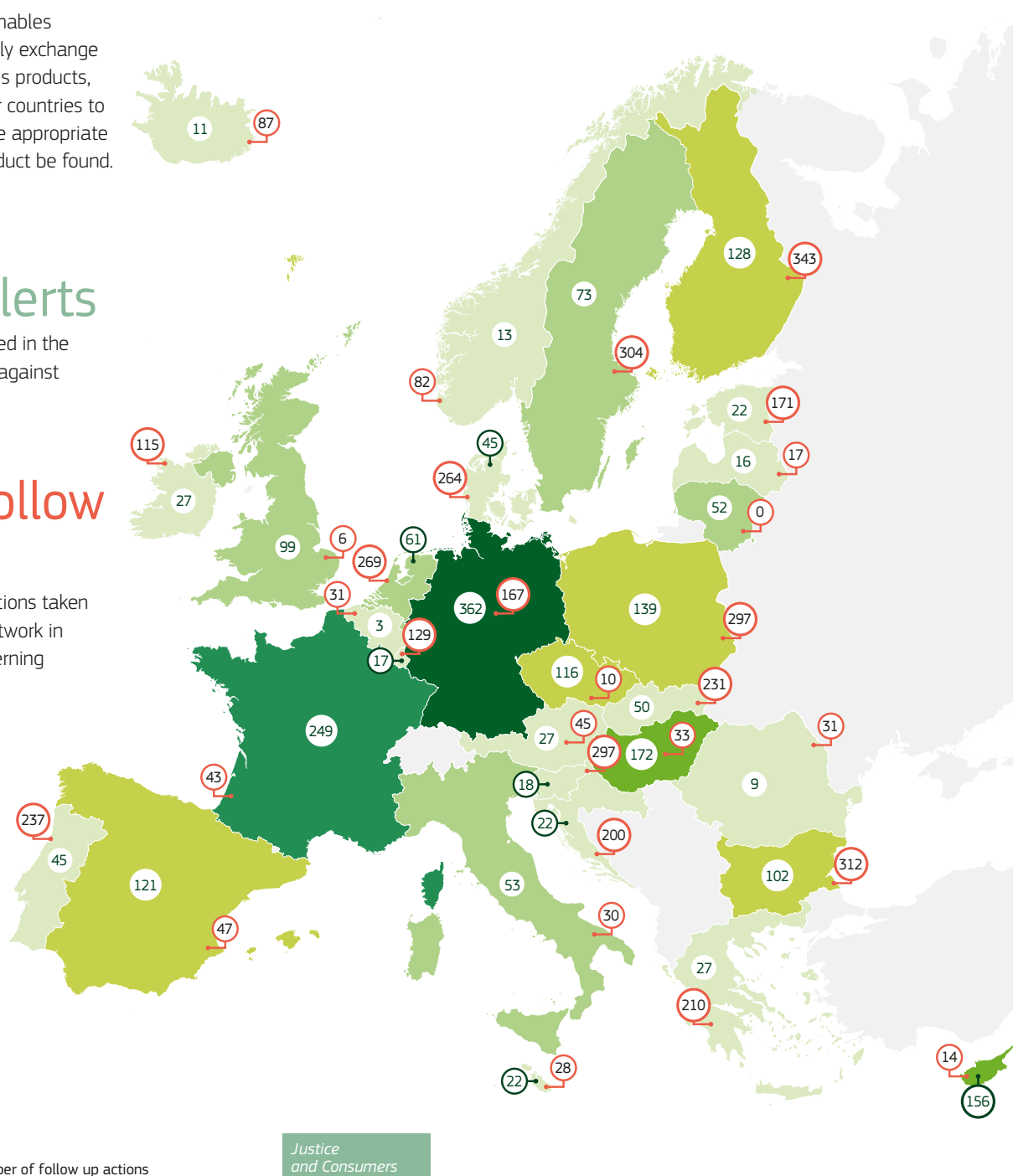
The **Rapid Alert System** enables national authorities to quickly exchange information about dangerous products, thus allowing other member countries to screen their market and take appropriate action should the same product be found.

## 2257 alerts

The number of alerts received in the system on measures taken against dangerous products.

## 4050 follow up actions



















































The number of follow up actions taken by other members in the network in response to the alerts concerning dangerous products.



Justice  
and Consumers














































































THE THREE MOST COMMON PRODUCT CATEGORIES NOTIFIED

THE THREE MOST COMMON RISKS NOTIFIED

|   |  |  |   |   |  |   |
|---|--|--|---|---|--|---|
| <br>European Union | 31%<br><br>Toys                                   | 19%<br><br>Motor vehicles                         | 10%<br><br>Clothing, textiles and fashion items  | 25%<br><br>Injuries   | 25%<br><br>Chemical   | 18%<br><br>Choking         |
| <br>Belgium        | 100%<br><br>Toys                                  |  |   | 100%<br><br>Choking   |  |   |
| <br>Bulgaria       | 51%<br><br>Clothing, textiles and fashion items   | 11%<br><br>Decorative articles                    | 11%<br><br>Lighters                              | 38%<br><br>Choking    | 24%<br><br>Injuries   | 18%<br><br>Fire            |
| <br>Czechia        | 63%<br><br>Toys                                   | 26%<br><br>Cosmetics                              | 3%<br><br>Electrical appliances and equipment    | 75%<br><br>Chemical   | 9%<br><br>Choking     | 5%<br><br>Electric shock   |
| <br>Denmark        | 36%<br><br>Toys                                   | 20%<br><br>Pyrotechnic articles                   | 18%<br><br>Electrical appliances and equipment   | 25%<br><br>Chemical   | 20%<br><br>Burns      | 20%<br><br>Electric shock  |
| <br>Germany      | 68%<br><br>Motor vehicles                       | 6%<br><br>Jewellery                             | 6%<br><br>Clothing, textiles and fashion items | 62%<br><br>Injuries | 23%<br><br>Chemical | 9%<br><br>Fire           |
| <br>Estonia      | 36%<br><br>Clothing, textiles and fashion items | 32%<br><br>Toys                                 | 18%<br><br>Cosmetics                           | 54%<br><br>Chemical | 23%<br><br>Choking  | 8%<br><br>Injuries       |
| <br>Ireland      | 48%<br><br>Cosmetics                            | 19%<br><br>Chemical products                    | 15%<br><br>Jewellery                           | 72%<br><br>Chemical | 10%<br><br>Fire     | 7%<br><br>Electric shock |
| <br>Greece       | 37%<br><br>Motor vehicles                       | 22%<br><br>Toys                                 | 19%<br><br>Cosmetics                           | 35%<br><br>Injuries | 29%<br><br>Chemical | 13%<br><br>Choking       |
| <br>Spain        | 67%<br><br>Toys                                 | 14%<br><br>Clothing, textiles and fashion items | 4%<br><br>Motor vehicles                       | 59%<br><br>Choking  | 14%<br><br>Injuries | 10%<br><br>Chemical      |
| <br>France       | 34%<br><br>Toys                                 | 23%<br><br>Motor vehicles                       | 10%<br><br>Jewellery                           | 32%<br><br>Injuries | 28%<br><br>Chemical | 17%<br><br>Choking       |































































THE THREE MOST COMMON PRODUCT CATEGORIES NOTIFIED

THE THREE MOST COMMON RISKS NOTIFIED

|  |   |  |   |  |   |   |
|--|---|--|---|--|---|---|
| <br>Croatia       | 36%<br><br>Toys                                  | 32%<br><br>Electrical appliances and equipment    | 14%<br><br>Chemical products                             | 42%<br><br>Chemical            | 27%<br><br>Electric shock  | 8%<br><br>Injuries           |
| <br>Italy         | 34%<br><br>Chemical products                     | 23%<br><br>Toys                                   | 13%<br><br>Electrical appliances and equipment           | 46%<br><br>Chemical            | 15%<br><br>Injuries        | 9%<br><br>Strangulation      |
| <br>Cyprus        | 42%<br><br>Clothing, textiles and fashion items  | 37%<br><br>Toys                                   | 10%<br><br>Electrical appliances and equipment           | 37%<br><br>Injuries            | 17%<br><br>Choking         | 16%<br><br>Chemical          |
| <br>Latvia        | 31%<br><br>Electrical appliances and equipment   | 31%<br><br>Machinery                              | 13%<br><br>Toys  | 41%<br><br>Electric shock      | 18%<br><br>Cuts            | 12%<br><br>Chemical          |
| <br>Lithuania     | 58%<br><br>Cosmetics                             | 23%<br><br>Toys                                   | 12%<br><br>Electrical appliances and equipment           | 56%<br><br>Choking             | 24%<br><br>Chemical        | 13%<br><br>Electric shock    |
| <br>Luxembourg  | 53%<br><br>Toys                                | 35%<br><br>Communication and media equipment    | 6%<br><br>Electrical appliances and equipment          | 39%<br><br>Chemical          | 19%<br><br>Burns         | 19%<br><br>Fire            |
| <br>Hungary     | 34%<br><br>Toys                                | 19%<br><br>Clothing, textiles and fashion items | 13%<br><br>Lighting chains                             | 26%<br><br>Electric shock    | 23%<br><br>Choking       | 15%<br><br>Fire            |
| <br>Malta       | 41%<br><br>Electrical appliances and equipment | 32%<br><br>Toys                                 | 9%<br><br>Motor vehicles                               | 33%<br><br>Electric shock    | 21%<br><br>Strangulation | 17%<br><br>Fire            |
| <br>Netherlands | 52%<br><br>Toys                                | 11%<br><br>Laser pointers                       | 11%<br><br>Childcare articles and children's equipment | 41%<br><br>Chemical          | 28%<br><br>Choking       | 11%<br><br>Damage to sight |
| <br>Austria     | 78%<br><br>Toys                                | 11%<br><br>Motor vehicles                       | 4%<br><br>Furniture                                    | 40%<br><br>Damage to hearing | 30%<br><br>Choking       | 17%<br><br>Injuries        |
| <br>Poland      | 68%<br><br>Toys                                | 10%<br><br>Motor vehicles                       | 6%<br><br>Lighting equipment                           | 35%<br><br>Chemical          | 20%<br><br>Choking       | 16%<br><br>Injuries        |

THE THREE MOST COMMON PRODUCT CATEGORIES NOTIFIED

THE THREE MOST COMMON RISKS NOTIFIED

|   |   |  |   |   |  |   |
|---|---|--|---|---|--|---|
| <br>Portugal         | 87%<br><br>Motor vehicles                      | 11%<br><br>Cosmetics                            | 2%<br><br>Toys                                   | 44%<br><br>Injuries       | 11%<br><br>Fire             | 11%<br><br>Chemical        |
| <br>Romania          | 33%<br><br>Motor vehicles                      | 22%<br><br>Clothing, textiles and fashion items | 11%<br><br>Electrical appliances and equipment   | 44%<br><br>Injuries       | 33%<br><br>Chemical         | 11%<br><br>Choking         |
| <br>Slovenia         | 44%<br><br>Toys                                | 28%<br><br>Clothing, textiles and fashion items | 11%<br><br>Lighting equipment                    | 23%<br><br>Strangulation  | 18%<br><br>Chemical         | 18%<br><br>Electric shock  |
| <br>Slovakia         | 58%<br><br>Toys                                | 14%<br><br>Lighting chains                      | 10%<br><br>Jewellery                             | 40%<br><br>Chemical       | 25%<br><br>Choking          | 20%<br><br>Electric shock  |
| <br>Finland          | 24%<br><br>Electrical appliances and equipment | 23%<br><br>Toys                                 | 11%<br><br>Lighting equipment                    | 31%<br><br>Electric shock | 20%<br><br>Chemical         | 17%<br><br>Choking         |
| <br>Sweden         | 18%<br><br>Toys                              | 16%<br><br>Chemical products                  | 14%<br><br>Electrical appliances and equipment | 39%<br><br>Chemical     | 35%<br><br>Environment    | 7%<br><br>Electric shock |
| <br>United Kingdom | 41%<br><br>Motor vehicles                    | 19%<br><br>Toys                               | 18%<br><br>Electrical appliances and equipment | 34%<br><br>Injuries     | 17%<br><br>Electric shock | 16%<br><br>Choking       |
| <br>Iceland        | 45%<br><br>Toys                              | 36%<br><br>Pyrotechnic articles               | 9%<br><br>Motor vehicles                       | 29%<br><br>Burns        | 29%<br><br>Choking        | 21%<br><br>Injuries      |
| <br>Norway         | 77%<br><br>Cosmetics                         | 8%<br><br>Lighting chains                     |   | 67%<br><br>Chemical     | 13%<br><br>Environment    | 7%<br><br>Cuts           |

